

Newsletter

Volume 23 - Issue 9

September 2007

Meeting Review: August 2007

President, Tom Sharp, welcomed all to the meeting and collected fines for members who forgot to wear their name badges!

Members without badges are asked to pay a "fine" of \$1.00 which goes towards our ice cream and coffee enjoyed at break time. It helps remind us to wear them to all meetings and club functions we attend or host.



Our presenter for the evening was Freud representative **George Malley** who gave us a most interesting talk on how to choose the correct saw blade or router bit for your next project. He also took us on a "tour" of their facility in Italy and showed us how the Freud line differs from the competition.

<http://www.freudtools.com/>

Coming in September:

Rick Ogren, a member of FVWWC, will show us how to build a Strip Canoe. Starting with cutting the strips, attaching the strips to the form and all the way through to finishing your craft.

See you soon...

....LGC

Woodworking Show

October 12-14, 2007

The Odeum in Villa Park, IL

<http://www.thewoodworkingshows.com>

Mike Madden, FVWWC's Show Chairman, will have details at our September meeting.



Membership Drive 2008

Renewals for 2008 start in September and must be submitted no later than 01/15/2008 to insure you don't miss a minute of what FVWWC has to offer!

We also welcome **Larry Maher** as our new Membership Chairman, taking over for Ken McFee who is traveling more these days.



Larry Maher, Membership
maherla@ameritech.net

FVWWC Events Calendar

Sep 4th Tue 7:30 p.m. ... FVWWC General Meeting: Rick Ogren, FVWWC Member - "How to Build a Strip Canoe."

Sep 5th-9th W-Sun ... 8 - 8 120th Sandwich Fair: Members will be selling our Home Arts Bldg. Birdhouses at the FVWWC Booth. *Hope to see YOU there!!!*



<http://www.sandwichfair.com/>

Sep 19th ... Wed 9:00 a.m. ... FVWWC's Breakfast Club: The Red Apple Restaurant at 414 S Schmale Rd - Carol Stream, IL -- *Everyone is invited to stop by!*

Oct 2nd Tue 7:30 p.m. ... FVWWC General Meeting: Jeff Miller: Furniture Design <http://www.furnituremaking.com>

Oct 12th-14th F-Sun . TBA The WOOD SHOW - at the Odeum in Villa Park, IL www.thewoodworkingshows.com

Oct 17th Wed 9:00 a.m. ... FVWWC's Breakfast Club: The Red Apple Restaurant at 414 S Schmale Rd - Carol Stream, IL -- *Everyone is invited to stop by!*



FVWWC Officers & Staff

woodworkers@fvwwc.org

President Tom Sharp
 thomas.sharp@sbcglobal.net
 Past President Ron Gilkerson
 (630) 879-8756
 rongilker@hotmail.com
 Vice President Matt Gauntt
 Treasurer Doug Pfaff
 Secretary Darrel Anderson
 Program Committee Robin Blair
 blairr@saic.com
 Mike Brady
 Matt Gauntt
 Membership Larry Maher
 maherla@ameritech.net
 Editor/Webmaster Linda Christensen
 woodworkers@fvwwc.org
 Library Committee Dave Dockstader
 Rick Moss
 Tom Zillman
 Raffles/Photographer Charlie Christensen
 Club Logo Items Gail Madden
 Show & Tell MC Matt Gauntt
 Show Chairman Mike Madden
 Toy Drive Coordinator Gail Madden
 Member-at-Large James Nellis
 Audio/Visual Tech Robin Blair
 Host Ron Gilkerson
 Greeter Jim Hildreth

FVWWC MONTHLY DRAWING

The race continues!!! The ticket sales for the **Bosch 10" Miter Saw** are doing well and we look forward to being able to give it a new home real soon. Remember to get your tickets for this **Special Drawing**. We will sell tickets, \$5 ea/5 for \$20, until we reach our goal and then we will pull for to see who gets to take it home!

We will again have our regular variety of items to choose from in our **Regular Monthly Drawing** with proceeds from all raffles and silent auctions going towards future drawing items and the FVWWC general operating fund so, when you play, everybody comes out a winner!...



Bosch 10" Dual-Bevel Slide Miter Saw - Model 4410L

- New Arbor Laser Tracking for precision cutting
- Microfine miter adjustment knob
- Blade Diameter: 10"
- Arbor Size: 5/8" - Length: 37-1/4" - Wt lbs.): 55
- Bevel Stops: 0°, 33.9°, 45° left and right
- At 45/45 Max Height = 1-1/4" x 8-1/2"
- Max. Motor HP 3.0
- Bevel Angle Range: 47° left and 46° right

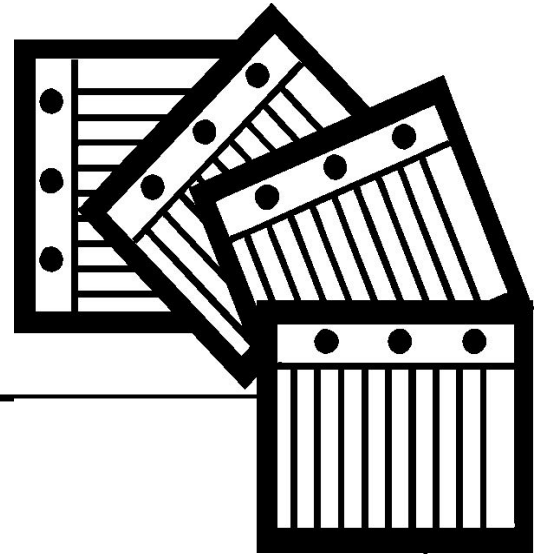
REGULAR
DRAWING

Winners of the August Regular Drawing were:

- 1st: Jim Hildreth: Dremel Scroll Saw
 2nd: Bud Light: ProCalc Calculator

Charlie Christensen - FVWWC Raffle Chairman

*A note from our friends at
Humanitarian Service
Project...*



August 24, 2007

Dear Friends

Its school time again and many low-income children are forced by poverty to return to school without adequate supplies.

As in previous years we have already distributed backpacks and school supplies to several hundred families, but we still have families calling to see if we can help them out.

Would you or anyone you know be able to donate some school supplies? They are still on sale at most stores! With your help we can pass on the supplies to the families in need ensuring that their children are well prepared for the upcoming school year.

Just give us a call if you have any questions and thank you for reading this!

Yours in Love and Service
Hester Bury
Project Manager

Humanitarian Service Project
465 Randy Road
Carol Stream, IL 60188
Tel 630-221-8340
Fax 630-221-8371
hsp@humanitarianservice.org
www.humanitarianservice.org



CLASSIFIED



FOR SALE

Delta 12" Planer Model 22-540:

➤ **THE UNIT WORKS WELL, ALL PARTS ARE AVAILABLE. COMES WITH BLADE LEVELING TOOL. VERY LIGHTLY USED.**

- 15-amp motor for maximum power
- Feed rate adjusts under load for optimum planning
- 12-by-6-inch capacity to tackle large planing tasks
- Price: \$135

Joe Stoffel 630-406-3008 or Kurt Tenhaken 630-406-5988 or tenhaken@comcast.net -



CLOSE-OUT SPECIAL!

While Supply Lasts....

...Only 10 (Ten) left in Stock, all priced to SELL!

1 Qt. Bottle now only \$9.00 (Normally sells for \$14.00)



Titebond Fluorescent Glue

The Incurable Collector
(630) 554-5208
sheriko@sbcglobal.net

We're Having a Party... ...And You're Invited!

Each holiday season Gale Madden invites representatives from three local organizations to accept our donations of toys and other items. *No one is required to bring a donation* but we do hope all members will attend the festivities and share the fun. The December meeting, like every meeting, is for all members. This is a party so many also bring a guest but no one is excluded.

It is a Pot Luck, non-formal but a fun, tasty nibble fest of just about anything that you can stick on a toothpick or perch on a plate! Bring a dish to pass and eat up!!! Coffee, Punch, plates, napkins and utensils are furnished by FVWWC, along with meat, cheese & veggie trays. May not be haute cuisine but, if you go home hungry, it will be no one's fault but yours! No time to cook? Do Deli, Drive-thru or such but show up - even if *empty handed!*

Speaking of empty handed, that excuse won't work for toys either. Folks who make the toys do so because they like doing it and donating them is just a really neat outlet for their talent. Think of it more as an excuse for folks like Jim Hildreth to "play" with toys all year long with no one asking "why?". How cool is that? None of us pose any competition for the over 300 toys Jim creates but each toy is welcome. Most items produced are fairly simple designs. Toy cars or doll beds do not have to be elaborate to make a child smile.

These organizations also appreciate paper products & canned goods. Simply put, we hope everyone will attend our Christmas Party and share the fun, food and the company...***It just won't be the same without you!***

-- LGC



Build Your Own Panel Saw

Folding frame supports large sheets of material for ripping and cross cutting, and saves space

by **Ivan Helmrich**

Kansas City, Missouri

Cutting down full sheets of plywood has always been a hassle. I don't have room in my shop for a commercial panel saw, so I built a version of one that works well and folds flat against the wall when not in use.

To make the fixture, first build a grid by butting and screwing 1x4s on edge. Half-lap joints connect the grid parts. The ends of the grid parts are screwed to the frame. In use, the saw cuts into the front edges of the grid, so keep any screws well back from those edges. Use lag screws to mount a 2x4 ledge to the bottom edge of the grid and drill holes for six rollers—I salvaged wheels from a pair of kid's roller-skates found at a yard sale—to support the sheet.

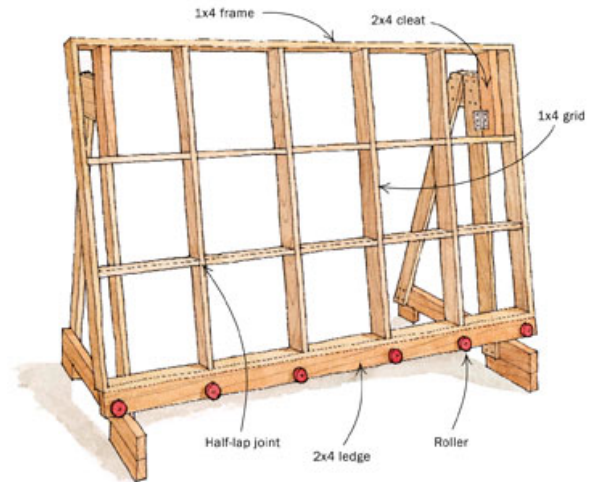
Next, build the folding A-frame legs by gluing and screwing 1x4s to a 2x4 base. The legs should support the grid at about 80° to the ground. Size the legs so they don't overlap each other when folded flat. Also, extend the feet forward of the rollers for stability.

Before the legs can be mounted, you need to attach a pair of 2x4 cleats to the frame and screw a filler block to the ledge to help transfer the weight of the sheet to the legs without stressing the grid. Use door hinges to mount the A-frame legs to the cleats and the filler block.

A pair of cutting guides—a five footer and a 10 footer—completes the project. Each guide is made of a 1x4 glued to 3/4-in.-thick hardwood plywood. Cut the plywood wider than necessary and let the first cut with your portable circular saw clean up the edge.

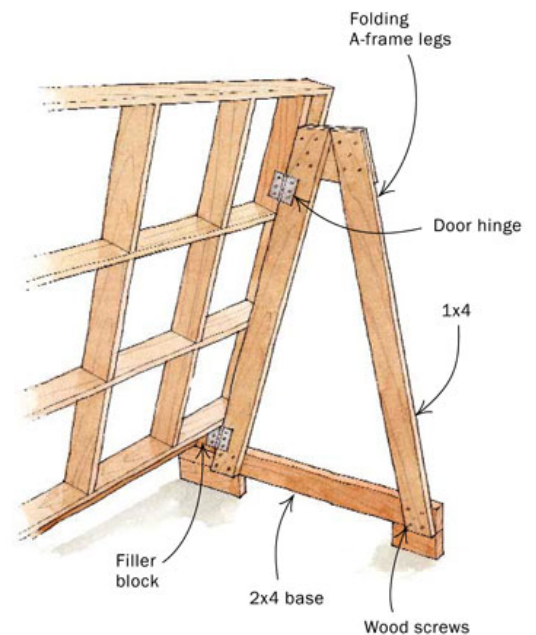
To use, mark both ends of the cut line on the sheet and clamp one end of the guide close to the line. Carefully line the other end right to the other mark. Then go back to the first mark and put the edge of the guide right on it. Secure the sheet to the grid below the cut line with a third clamp to keep the sheet from moving during the cut. Then add a clamp above the cutline to prevent the upper piece of plywood from pinching the blade during the cut. Finally, set your saw depth to no more than 1/4 in. more than the sheet thickness and make your cut.

From Fine Woodworking magazine, October 2004 No. 172
Drawings: Jim Richey



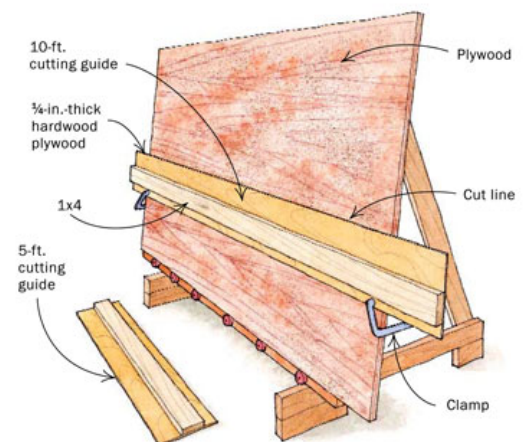
© 2007 Taunton Press

www.finewoodworking.com



© 2007 Taunton Press

www.finewoodworking.com



© 2007 Taunton Press

www.finewoodworking.com



Woodworkers Shop

800-475-9663

13587 E. Manito Rd Pekin, IL 61554

Lumber Specials Spotlight SAVE UP TO 50%

August 29, 2007

We are overstocked and sending deals your way on Red Oak, Poplar, and Hard Maple Lumber. This material is beautiful stock and meets all grading criteria for Select and Better except length. Packs are approximately 250 board feet and lengths are 5'-7' for selects and 3'-5' for clears. Act now and save big on quality lumber while supplies last!

250' LUMBER PACK SPECIALS

OVERSTOCKED!

Red Oak, Poplar and Hard Maple
Selects: 5'-7'

Red Oak and Poplar Clears: 3'-5'

Check out our **OVERSTOCK
SPECIALS!**



250' Lumber Pack Specials



Poplar Lumber Pack



Red Oak Lumber Pack

These specials are available for immediate pick-up at your **Pekin Woodworkers Shop!**

We will be happy to take your order at our **Milan Woodworkers Shop at Builders World** or at our **Millworks store in Bloomington, Illinois**. Pick-up at those locations is usually available within a week of ordering.

Visit the website for more details.

Woodworkers Shop
email: webmaster@woodworkersshop.com
phone: 800-475-9663
web: <http://www.woodworkersshop.com>

Show & Tell

August 2007
VP Matt Gauntt. MC


We had another nice selection of S&T items on display for August as follows:

- **Howard Van Valzah: Flower Carrier** made of Birch & Oak plywood with spray lacquer finish and a “**Work In Progress**” of unfinished ply.
- **John Winton: Curly Hickory Pens** with friction polish (sample finished with Mineral Oil).
- Don Carkhoff: Sofa Table in Cherry with a Deft Urethane finish.
- **Sean T. Lamb: Zen Garden Table** (removable glass top for access to sand) made of walnut with a Tung Oil & Urethane finish.
- **Matt Gauntt: Scroll Sawn “Ribbons”** out of Maple with Oil finish.
- **Rich Rossio: Composite Pens** turned from Corian, Acrylic & Dirt with a Shellawax finish.
- **Dale Rankin: Bandsaw Jewelry Boxes** of Cherry and Walnut with Linseed Oil finish.
- **Ron Gilkerson: Alaskan Willow Walking Stick** harvested on last year’s vacation and seasoned for stripping and finished by nature’s touch.
- **Various FVWWC Members: “Home Arts Building” Replica** made primarily out of Birch Plywood, 2x4’s and a whole lot of cooperation and finished in paint, lacquer and sweat. Numbered sample of the club’s current project to be sold at the upcoming Sandwich Fair.

As usual, we thank all who participated in this month’s S&T and look forward to what you will have to show us next month,

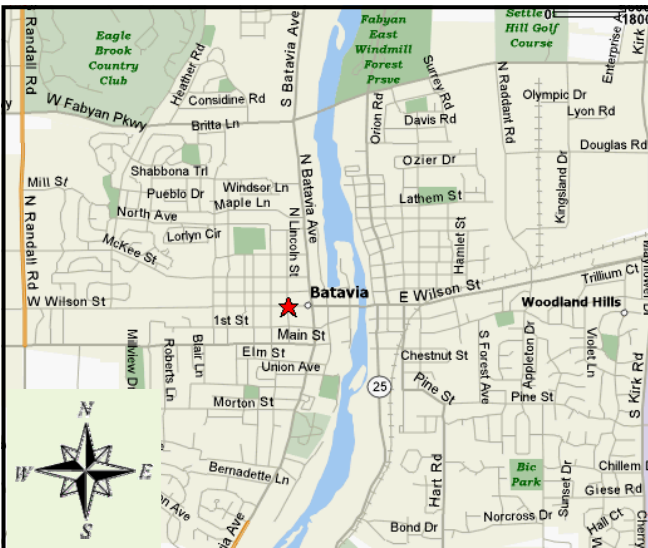
Matt





Fox Valley Woodworkers Club, Inc.
PO Box 1041
Batavia, IL 60510-1041

FIRST CLASS MAIL



Fox Valley Woodworkers Club
General Meetings held at:
Bethany Lutheran Church
8 S Lincoln St. - Batavia, IL
1st Tuesday of each Month at 7:30 p.m.
Doors Open at 6:30 p.m.
Visitors Always Welcome!

FVWWC
General Meeting
Tuesday, Sept. 4th, 2007
FVWWC Member,
Rick Ogren, Presents:
“Build a Canoe & Paddle
it Too!”



*Learn How To Build a Strip
Canoe from start to finish!*