



NEWSLETTER

Volume 30 Issue 1 **January 2024**

Christmas Party Photos - Pages 2-8
 Jan 2 Program - Page 9
 Woodworking Events - Pages 10
 President's Sawdust - Page 11. 12
 Editor's Woodfiller - Page 13
 Library Notes - Page 14 - 17
 New Website User Forums - Page 18
 Shop Tips - Page 19 - 21
 Share and Tell - Page 22 - 24
 Officers and Committees - Page 22
 Special Interest Groups – Page 23

Your Favorite Jig or Shop Tip

January 2, 2024

Members will present their favorite jigs. You may learn some new ideas from your fellow woodworkers.

(See Page 9)



Calendar of Events

January

Jan 2	6:30 pm	HANDTOOL SIG Bethany Lutheran Annex
Jan 2	6:30 pm	SCROLLSAW SIG Bethany Lutheran
Jan 2	6:30 pm	TURNING SIG Bethany Lutheran Basement
Jan 2	6:30 pm	FUNDAMENTAL SIG Bethany Lutheran
Jan 2	7:30pm	General Meeting Bethany Lutheran
Jan 17	9:00 am	FVWWC Breakfast Club Red Apple Restaurant 414 S. Schmale Carol Stream, IL

FVWWC Christmas Party




FVWWC Christmas Party Potluck



[illegible]

FVWWC Christmas Party Auction



2024

FVWWC—PO Box 1041—Batavia, IL 60510-1047
<http://www.fvwwc.org> — woodworkers@fvwwc.org

FVWWC Christmas Party Auction



FVWWC Christmas Party Auction



FVWWC Christmas Party Auction



Your Favorite Jig or Shop Tip

January 2024

Favorite Shop Tips and Jigs

Bruce Metzdorf, Program Director


The January meeting presentation topic will be you, the members, showing your favorite shop tip(s) and jig(s) that you use on a regular basis. You can have up to five minutes to present your favorite(s).

Tips can be small or large things that you use in your own shop. They do not have to be your own original idea, as long as you give credit to the originator.

Do you have a jig to do a specific cut or operation and you use it on a regular basis? Maybe for your table saw or band saw or for your drill press? You can show photos of your tip or jig in use. If it is too big to bring in, take a few photos of it in use. Send the photos to brucethewoodworker@gmail.com and I will create a PowerPoint presentation to show for that evening.

You can show tips like the one I presented last fall from Alex Snodgrass that puts a small magnet on a pencil using heat shrink tubing. Alex puts these all around his shop, sticking to all his metal stationary tools. Or things such as circle-cutting jigs for the band saw or maybe a table saw sled.

February Program - Several members presenting hand tools and uses. More detail in the next newsletter.



We've Got Places To Go And People To See

The Woodworking Shows 2024 Schedule

Baltimore , MD January 5 - 7
W. Springfield, MA January 12 - 14
Columbus, OH January 19-21
Indianapolis, IN January 26 – 28
Atlanta, GA February 2-4
St. Louis, MO TBD
Milwaukee, WI February 16 – 18
Tampa, FL March 1 - 3
Nashville, TN March 8 - 10
Kansas City, MO March 15 - 17
Detroit, MI TBD



[https:// www.thewoodworkingshows.com/events/](https://www.thewoodworkingshows.com/events/)
(Check website for schedules before you travel)

Colonial Williamsburg's 26th Annual Working Wood in the 18th Century: By the Book January 25-28, 2024

In Person (Colonial Williamsburg) and Virtual Options are available. Virtual registration via www.colonialwilliamsburg.org/learn/conferences is \$150. In-person registration is \$395. Christopher Schwartz will open the conference as the keynote speaker, joined later by Colonial Williamsburg cabinetmakers Bill Pavlak and John Peeler. Hand tool mavens will enjoy the live demos done with 18th century .tools. **www.colonialwilliamsburg.org/learn/conferences**

Their camera / video and sound work is excellent with good views of all the speaker's demos.

President's Sawdust

Dave Dockstader, President FVWWC



As you read this, I am enjoying Christmas with my youngest daughter and her family. At least I hope I am. We had the perfect plan. Rather than use what has recently been highly unreliable airline flights, we were going to sneak out on the 15th, drive to Couer d'Alene, ID, to visit Charlotte's brother, then another 300 miles to Jamie's. All-in-all, about 2000 miles, one way. After Christmas we would reverse direction and be home in time for the next club meeting. We love road trips and the weather was forecast to be perfect, so we were off on a great adventure. What could possibly go wrong?

To be on the safe side, I took the van in for a complete work over. It's been very reliable for 96,000 miles, but I had the brakes, suspension, transmission, cooling, everything checked over and serviced. The battery was a little weak, so I put in a new one of those. The tires were rotated, but they still had a lot of life in them. \$1500 later, the car was set to go. To add a belt to the suspenders, we even joined AAA.

While the car was ready, apparently we weren't. On the 12th I came down with what I thought was bronchitis. While I tried to cough up a lung, we kept getting ready. Then two days later Charlotte came down with it. Since we both felt terrible, we decided to wait an extra day and leave on the 16th. We even delayed packing clothes until that morning. Feeling pretty miserable, we were putting some snacks when we dropped a glass of red crème soda, which neatly flowed across the tile floor and onto the carpeted family room. That delayed us another hour while we tried to clean up what looked like a scene from CSI.

The first day to Sioux Falls was fairly uneventful. Gas prices were pretty good, the weather was perfect, and we made the 500+ miles pretty easily. The next day we were traveling across South Dakota. There are a couple of states that were behind the door when they handed out scenery. Nevada and South Dakota are the two main ones. At almost precisely half-way across the state we suddenly got a low tire pressure light on the dash. In about half a mile, the van started wobbling and I immediately pulled over to the side. Yup, flat left rear tire and it had gone down to the rim. Some kind of road hazard punctured it.

But we have AAA – and a phone that will tell them where we are. Well, not quite. We could see Reliance, SD, just about a mile away. But AAA couldn't find it on their map. I didn't take a picture, but it looks like this picture from the Mars Rover, only lighter brown. It seems that there are lots of little towns along I-90 like Reliance with 50 – 200 people, but NO tire stores. In fact, on a quiet Sunday afternoon AAA couldn't find a single store to help us within 200 miles. It took over an hour to find a mechanic who would meet us. But he did and he took out our donut spare and put it on the van. So now we are limited to 55 mph and 50 miles on I-90 where the speed limit is 80 mph. Unlike the Blues Brothers, it wasn't midnight and we weren't wearing sunglasses, but we still had 200 miles to go to get to civilization. We finally limped into Rapid City about 7:30 and went to Sam's Club where we had bought the tires. They had nothing in the right size and couldn't get any for two or three days. So we grabbed a hotel and called it a day.



President's Sawdust

Dave Dockstader, President FVWWC



Next morning I got up early and found a Discount Tire that had my size and would put them on that day. I drove over there and got four new tires for another \$700. While I was gone, Charlotte was packing up the hotel room. About the time I stopped at the tire store, she turned in the bathroom and fell. She landed pretty hard and couldn't stand up. So she sat there for about an hour until I came back. I called 911 and the EMTs came to get her up. Luckily she could put weight on her legs, so they took her to the ER to be checked out. We spent the next 6 hours in the ER while they tested her for everything, took x-rays of her back and hip, all kinds of blood tests. The only thing they discovered was that nothing was broken and instead of bronchitis, we had the plain vanilla flu. So we went back to the hotel and stayed another night in Rapid City. If you are keeping track, we were already two days behind on our schedule.

Two days later we made it to Idaho and while we had planned to stay there two days, we were so far behind schedule we left the next day to see the grandkids. Here it is Christmas Eve and we have had a ball with the grandkids. But we still have the residual cough from the flu and it is still painful for Charlotte to sit or stand for any length of time. She's getting better, but she has a way to go. At this point we are pretty committed to driving back. You will be able to tell if our string of catastrophes continues if Dave Burk is running the next meeting. But in the future we may give greater consideration to flying. Or even taking the train. What could possibly go wrong.



Editor's Woodfiller

Generosity of FVWWC Woodworkers Displayed at the Dec 5 Christmas Party



There were over 36 donated hand crafted items sold at auction at our Christmas party to the tune of \$933 and the table donations amounted to \$825 for a total of \$1758 to the charities we support through Bethany Lutheran (Mutual Ground and Elder Care). Thanks to all the generous members and spouses that shared their crafts at the party. One item, the live edge coffee table built by Bill Schwartz, brought in \$100 from Rich Hall-Rippen. Gail Madden's ever popular rum balls brought in \$50 from Dave Burk, a habitual buyer every year, and another \$25 from Deb Hall-Rippen. Thanks also to the bidders who took home some very nice items. Thanks also are due to the courageous auctioneering of Eric Springer. Our dearly departed Tom Sharp is a tough act to follow.



Happy New Year!!! New Year, New Format

*What an exciting month it has been!
Lots of things happening behind the scenes in the library.*

This is the second installment of the new Library Notes format. To give you a brief overview on what to expect, I will describe some of the new sections here.

Library Notes: As usual this is the library blog telling you about what's happening with the library, new acquisitions, and improvements.

Did You Know: Here I will share quick tips on how to get the most out of the library.

Library Spotlight: I will occasionally present a new or existing video or book title in our collection that I feel may be overlooked or of special interest to our members. It also helps identify where materials can be found in the library about the artist or subject.

I know this may get lengthy but future editions while expanded will not contain this section.

Now that we have a modern library we are able to generate year end statistics on many areas of the library and how our members use it. I don't want to bore anyone with statistics but put simply, it tells the leadership how many members use the library and the materials they were interested in. I will be making this information available to all board members at the January board meeting so we can direct our efforts accordingly.

The library has been like a child, it is ever evolving and growing. Back when we had no artwork or even complete titles for many of our DVDs. It was hard to tell what relationships one title may have with another.

Many discs in our collection originally only had titles. Through research I have discovered the connections many of these discs had and that they belonged together as a collection. However, all the DVDs were placed in the collection by title and description and not as a group. This is about one of the many experiences like this I have had working with the library. As information is gathered and centralized, I have identified a group of videos from Fine Woodworking called A Fine Woodworking DVD Workshop. We have 26 titles in this collection and I believe it to be complete. When Dave gave me several new DVDs filling out this collection, I decided it was time to gather all of these titles and put them in their own group like the publisher intended. So now

they are listed in the Disc Library under the Category, A Fine Woodworking DVD Workshop group #73. Since this collection starts with A it is listed 1st on Libib. I will try to put a directory together listing all titles as I have many of our other collections.

Next is another new collection we are adding to the library. It is the Complete Woodworking Video Collection from the Woodworkers Guild of America. Almost the same title as another new collection we added a couple months ago. We now have 9 new titles for the collection which I have listed on Libib. This is very similar to, the Woodworkers Journal collection and even has the same host, George Vondriska.

Major changes are being made to the New Yankee Workshop collection as well. We had problems with many of the discs in the collection that contained duplicate or otherwise misleading information. I have replaced several seasons of these bad disc's and updated what I could. The collection of DVD's is still not complete but we now have an impressive library. All new labels have been created for each disc, which required over a hundred labels to correct or create. I have changed the format of the labels to include interior panels that include episode descriptions in addition to the titles. This information will also be uploaded to Libib which will be a huge improvement of the information listed. A really nice pamphlet has also been created covering all this information about the collection.

In addition we are adding about 15 other new titles on various subjects. A list of New Releases will be posted at the library table soon.

I have many other discs that have yet to be entered and shelved but will discuss them as they are entered.

As we enter the New Year, I thought I would share some of my plans for library improvements.

1st task: I want to focus on the library cabinet and the books. I still have printed books that are not listed in the system. I also hope to reorganize the collection to be the same format as the DVD library.

2nd task: We need to make upgrades and repairs to the cabinet itself. The cabinet is a tank and like any heavy piece of equipment it needs maintenance and improvements. I will announce when we are ready as I am hoping to get help from a few of our members. The cabinet improvements will greatly improve finding and retrieving books. I even created a new cabinet map to help locate collections.

3rd task: Updating and auditing of the book collection. This will be a big project as I will be gathering information and updating titles, descriptions, ISBN numbers and even taking pictures of any book covers missing from Libib. This will greatly expand on how we present the information on Libib.

4th task: I hope to spend some time on the new QR code labels for everything in the library. This will allow me to check items in and out with an app on my phone by simply scanning these QR

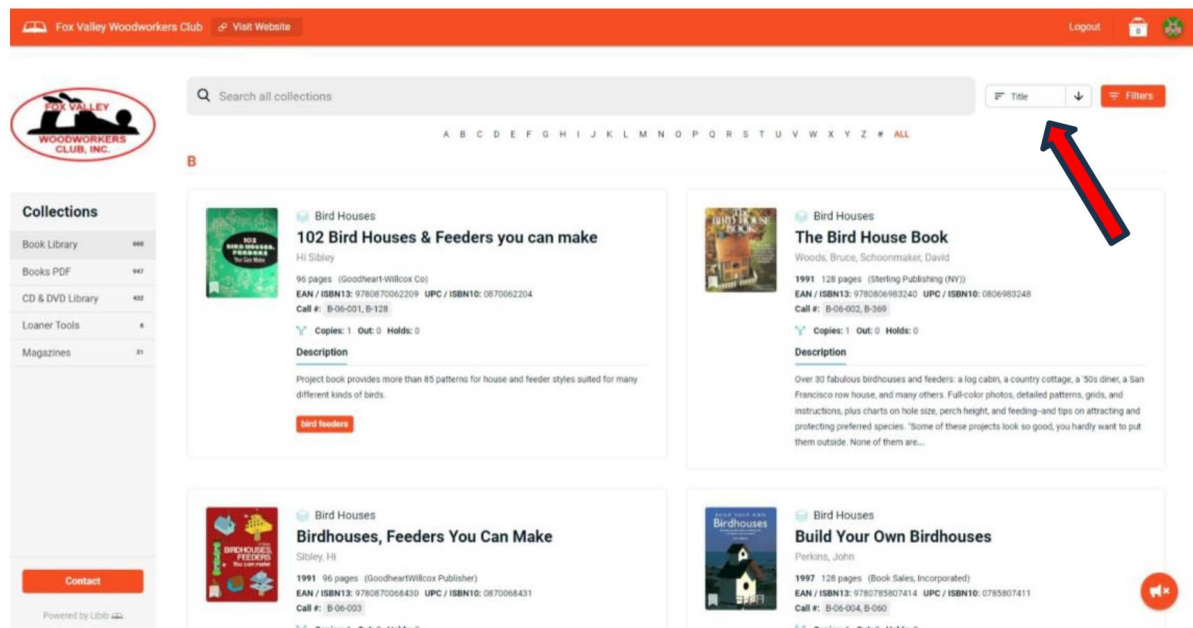
codes. This QR code technology also gives us the opportunity to use library cards with these codes as well. Wouldn't that be interesting!

5th and last task, I plan on setting up a library kiosk that members will have access to. There will be rules for using this computer and they will be clearly posted. This kiosk will allow members to view and download digital information requested online. It will also open the possibility of presenting a whole new aspect of the libraries offerings.

Did You Know

You can find new releases easily in libib?

If you look to the right of the search box you will see a radio box that says Title (see red arrow). If you click on this box you will see an icon that says Added. When you click on that, contents will be displayed by date entered.



Feel free to see me at the library desk at the next meeting or contact me via email.

Roland Kuhn
Resource Director
Email: resource@fvwwc.org





Chris Schwarz is an active woodworker, teacher, writer, and hand tool enthusiast. Formerly the editor of *Popular Woodworking Magazine*, he continues to share his passion for hand tool woodworking through his publishing company, [Lost Art Press](#). By unearthing the lost art of hand skills, he seeks to help the modern woodworker restore the balance between hand and machine work to produce furniture that is crisp, well proportioned and quickly made.

Chris is well renowned for his many books and video titles. He tends to focus on hand tools but admits to and uses power tools like many of us Chris is a hybrid woodworker. He also appeared in several episodes of *The Woodwrights Shop* where Chris and Roy often trade witty banter and discuss preindustrial woodworking techniques.

Our Library contains many titles published by Chris, they are listed below and are kept in the following libraries. Disc, Books (both printed and digital) and Articles.

Books/printed: Classic American Furniture.

Books/digital: Classic American Furniture, Hand Plane Essentials, The Workbench Design Book, The Practical Workshop, Workbenches, Campaign Furniture, and The Joiner and Cabinetmaker.

Disc: No Fear Chair Making, Mastering Hand Tools, Build a Sawbench, Course Medium and Fine, Shaker Side Table, Hand Scrapers, Traditional English Tool Chest, and Build a Campaign Chair.

A directory describing every title and project contained in this collection is available in our library in the pamphlet rack. These titles can be viewed online by simply typing Christopher Schwarz into the search bar. If you select the all collections searching option, the search results will show all titles listed in any of our libraries.

New Website Feature User Forums

This is the first of many future items which will discuss new features of the new website. We will also have small items regarding using web pages to make using them easier for you.

This month's featured page is "Forums". Forums is a way to have discussion on using Hand Tools; Scroll Saws, Intarsia and fretwork; Turning and Woodworking Fundamentals. You can also get help on using the website from our webmaster and admins.

You will be able to see what has been posted in the forum topic areas but you will need to be signed into the site to post a new item or reply to an existing one.

So, please sign in and check out the Forums section, by signing into the site, the select Resources then Forums using the menu bar.

If you have any webpage of feature you would like to see covered here send an email to webmaster@fvwwc.org

FVWWC Shop Tips Contest 2023

An award, **Most Shop Tips**, will be given to the club member who submits the most shop tips from December 2022 through the month of November 2023. **Top Vote Getters** awards will be given to the member whose tip receives the most and second-most votes from Club members – voting for 2024 tips will be taken in January 2025. Candidates for the award are an accumulation of members whose tip was selected by the BOD as the “tip of the month”. 2023 winners will receive a yet-to-be determined award at the January 2024 general meeting. All three awards will be of equal value.



Monthly 2023 BOD Shop Tip Picks

December (2023) - None

January 2024 - tbd

Send in your shop tips for January Newsletter

Photos of the topic are the easiest way to illustrate and explain it. Use your smart phone and take a couple of photos of the topic. You needn't write a long essay to describe it – just a short paragraph or two will usually suffice. An added benefit of being a monthly shop tip winner is three free raffle tickets from Norm or Matt! Even an idea you have used that was published in a woodworking magazine is acceptable as long as you give the magazine credit. Just as you do for share and tell projects, send your **Shop Tips** ideas to the newsletter editor, Lee Nye. Email to woodworkers@fvwwc.org or roadbiker123@gmail.com.



Hold Down System for Trash Can Cyclone Lid

The trash can cyclone set-up increased the efficiency of my dust collector significantly, but maintaining a tight seal between the cyclone lid and trash can was a problem. The lid is a standard ABS plastic cover available from woodworking supply stores designed for a 30 gallon trash can. With unruly 4 inch hoses connected to the lid, any movement broke the seal. I needed a hold down system for the lid to keep it secure. I found a great solution hanging in my garage – a worn 26 inch mountain bike wheel rim. It fit my lid perfectly and with the addition of a few screws and nuts through the spoke holes as attachment points, I was in business. I used 6 inch springs as pictured to provide the hold down force. They are easily removed to empty the can. Check with your local bike shop for used rims or purchase new rims at an on-line auction site – I have seen them in the \$20 price range.



Matt Ross

I needed to put my nearly finished piece in the vice but didn't want to scratch or mar it. Normally you'd use another piece of wood but that was too wide for the clamp so I used paper towels instead. See attached for the picture.



Jan 2 SHARE AND TELL

Gary Freier

Below are a few of the Christmas projects I did.

Baltic birch plywood and hardwoods.

#2 Pegas skip tooth blades.

#3R Pegas Modified Geometry blades.



Jan 2 SHARE AND TELL

Gary Freier

Below are a few of the Christmas projects I did.

Baltic birch plywood and hardwoods.

#2 Pegas skip tooth blades.

#3R Pegas Modified Geometry blades.



Jan 2 SHARE AND TELL

Lee Nye

TRIPOLY BOARD

Wood - Baltic Birch base and frame, Walnut edging

Finish - frame spray lacquer, edging Odie's Oil



2024

FVWWC Officers & Staff

President:	Dave Dockstader president@fvwwc.org
Vice President:	Dave Burk vicepresident@fvwwc.org
Treasurer:	Rich Hall-Reppen finances@fvwwc.org
Secretary:	Michael Fross secretary@fvwwc.org
Programs:	Bruce Metzdorf programs@fvwwc.org
Membership:	Art Santoya membership@fvwwc.org
Website Director	Eric Springer webmaster@fvwwc.org
Resources:	Roland Kuhn resource@fvwwc.org
Member-at-Large:	John Gesiakowski memberatlarge@fvwwc.org
Communications	Lee Nye
Director:	woodworkers@fvwwc.org
Raffles:	Matt Ross
Show & Tell MC:	Rich Russel
Audio/Visual Tech:	Dave Burk
Host:	Rex Dailey
Shop Tour Chair:	Vacant

Special Interest Groups

Scrollsaw
SIG Chair: Dave Dockstader

ScrollsawSIG@FVWWC.ORG

Hand Tool
SIG Chair: Michael Fross
HandToolSIG@FVWWC.ORG

Turning SIG Jeff Walsma
Chair: TurningSIG@FVWWC.ORG

Woodworking Fundamentals
SIG Chair: Michael Rauchmiller
WWFundamentalsig@FVWWC.ORG

2024 Membership Dues

Dues for 2024 - With our new ClubExpress website, we can pay our dues online. Or print out the form and mail it in.

[http://www.foxvalleywoodworkers.com/Documents/MemCard 11 Online.pdf](http://www.foxvalleywoodworkers.com/Documents/MemCard%2011%20Online.pdf)

Mail it in:

FVWWC Membership Chair

PO Box 1041

Batavia, IL 60510-1041

Make your checks payable to the Fox Valley Woodworkers Club.

Hand Tool SIG - January 2, 2024 6:30pm

The Hand tool SIG discusses the merits, techniques, and historical usage of classic woodworking hand tools. We help each other with our woodworking challenges, both present and future, and the knowledge of the group is staggering. We're a community joined together with a love of vintage and modern hand tool woodworking and would welcome anyone with an interest to join us.



Located in Annex building, room M111

Michael Fross

HandToolSIG@FVWWC.ORG

Woodworking Fundamentals SIG

January 2, 2024

Michael Rauchmiller

WWFundamentalSIG@fvwwc.org

I am thinking of starting the new year off with a little bit of shop safety, beyond the power tools.

Turning SIG

January 2, 2024 6:30pm

Jeff Walsma

TurningSIG@fvwwc.org

Location Basement

FVWWC Scroll Saw SIG



The Scroll Saw SIG meeting will be January 2nd, 2024. Norm Musur will have the presentation this month.

In that vein, we will be trying to fill out the SIG schedule for the rest of the year. We need volunteers, ideas, projects, and some enthusiasm. Don't all jump at once, but it would be nice to put this schedule together this month.

Send Lee Nye any new Share 'N Tell pictures of your projects to him at

roadbiker123@gmail.com.

Dave Dockstader ScrollsawSIG@FVWWC.ORG



Fox Valley Woodworkers Club

General Meetings held at:

Bethany Lutheran Church

8 S Lincoln St. - Batavia, IL

On the 1st Tuesday of each month at 7:30 pm

Doors Open at 6:30 p.m.

Visitors Always Welcome!

FVWWC Website <http://www.fvwwc.org>

January 2, 2024

Topic: Your Favorite Jigs

7:30 pm at Bethany Lutheran

