



# NEWSLETTER

Vol 30 Issue 3 **March 2024**

Feb 6 Program - Page 2  
 Woodworking Events - Pages 3- 5  
 President's Sawdust - Page 6  
 Editor's Woodfiller - Page 7 - 11  
 WW Show Report - Pg 12  
 Ron Gilkerson RIP - Pg 12  
 Shop Tours - Pg 12  
 Shop Tips - Page 13 - 17  
 Share and Tell - Page 18 - 26  
 Officers and Committees - Page 27  
 Special Interest Groups – Page 28, 29

## Calendar of Events

### March

|        |         |   |
|--------|---------|---|
| Mar 5  | 6:30 pm | HANDTOOL SIG<br>Bethany Lutheran<br>Annex   |
| Mar 5  | 6:30 pm | SCROLLSAW SIG<br>Bethany Lutheran   |
| Mar 5  | 6:30 pm | TURNING SIG<br>Bethany Lutheran<br>Basement   |
| Mar 5  | 6:30 pm | FUNDAMENTAL SIG<br>Bethany Lutheran   |
| Mar 5  | 7:30pm  | General Meeting<br>Bethany Lutheran   |
| Mar 20 | 9:00 am | FVWWC Breakfast<br>Club<br>Red Apple Restaurant<br>414 S. Schmale<br>Carol Stream, IL |

### March 5 Program

**Bruce Metzdorf**

**Scroll Saws and Bandsaws**




Bandsaw  
vs.  
Scrollsaw

# Feb 6 Program

## Finding and Restoring Old Hand Tools

### Rich Escallier

Rich gave a very interesting presentation. He had some great tips finding and advertising for old hand tools. Some tips on how to hide the cost of your new acquisitions from your spouse and a lot of humorous stories as well.



**We've Got Places To Go And People To See**

**We've Got Places To Go And People To See**  
**The Woodworking Shows may have come back**

**The Woodworking Shows 2024 Schedule**

<https://www.thewoodworkingshows.com/events/>

Friday 12pm – 6pm  
Saturday 10am – 6pm  
Sunday 10am – 3pm  
Admission \$14.00 all three days

**Tampa, FL                      March 8 – 10**  
4800 US-301  
Tampa, FL 33610

For all you snow birds who haven't returned to Illinois

**Midwest Tool Collectors Meeting – Illinois**  
**Springfield, IL**  
**April 14, 2024**

**Midwest Tool Collectors Meeting – National Spring**  
**Marriott West**  
**Middleton, WI**  
**June 12-15, 2024**

**Midwest Tool Collectors Meeting – National Fall**  
**Oasis Hotel**  
**Springfield, MO**  
**September 25-28, 2024**  
<https://mwttca.org/>

These folks meet more often than a book club. Talk to Rich Hall-Reppen or Rich Ex-callier for more information.



# We've Got Places To Go And People To See

## Midwest Penturners' Gathering

Marriott Northwest  
4800 Hoffman Boulevard  
Hoffman Estates, Illinois  
April 19 – 20, 2024

<http://midwestpenturnersgathering.com/>



\$49 Run by Mark Dryer. 14 vendors so far, lots of classes, demos, and door prizes. 300+ pen turners, all in one location.



Wood Pro Expo - Illinois  
Schaumburg Convention Center  
Schaumburg, IL  
April 17 - 19, 2024

<https://www.woodworkingnetwork.com/events/wood-pro-expo>



For professionals (Association of Closet and Storage Professionals and Cabinet Makers Association) but could be interesting – and close by.

2024 American Association of Woodturners Symposium  
Portland, OR  
May 23 – 26, 2024

<https://www.aawsymposium.org/>



Cost: \$375 - \$495

If you can't make it to Portland, I have loaded all the handouts from the demonstrators on to the club web site. Sign in then [RESOURCES > DOCUMENTS > SIG REPORTS > TURNING SIG > 2024 AAW IWS](#).

Turn-On Chicago  
Crowne Plaza Hotel  
Northbrook, IL  
August 2 - 4, 2024



Registration opened January 2, 2024. This only happens every other year.

2024

[FVWWC—PO Box 1041—Batavia, IL 60510-1047](#)  
<http://www.fvwwc.org> — [woodworkers@fvwwc.org](mailto:woodworkers@fvwwc.org)



# **We've Got Places To Go And People To See**

**National Hardware Show**  
**Las Vegas Convention Center, West Hall**  
**300 Convention Center Dr**  
**Las Vegas, NV 89109**  
**March 26 – 28, 2024**  
<https://www.nationalhardwareshow.com/>



Hardware includes tools

**International Woodworking Fair – 2024**  
**Georgia World Congress Center**  
**285 Andrew Young International Blvd**  
**Atlanta, GA 30313**  
**August 6 – 9, 2024**  
<https://www.iwfatlanta.com/>



Primarily for woodworking and furniture businesses, but this show has every imaginable woodworking tool. Have not been able to determine the cost yet. If anyone knows what it is, let me know.

**NOW, IF YOUR TRAVEL BUDGET IS CONSIDERABLY GREATER THAN MINE-**

**Making More Out Of Wood**  
**LIGNA 2023**  
**Deutsche Messa AG**  
**Hanover, Germany**  
**May 15 – 19, 2024**  
<https://www.ligna.de/en/>



LIGNA Hannover is the world's leading fair for the forest and wood industry. International and national exhibitors present their products and services regarding the carpenter industry, forest industry and forest technology, sawmill technology, woodwork and veneer production, solid wood processing as well as accessory and services. This makes the bi-annual AWF in Atlanta look like a county fair. But this does NOT qualify as a road trip.

# President's Sawdust

## Dave Dockstader, President FVWWC




# 5 Things You Need To Know

For those of you who haven't been members for a long time, we thought we should share some information on how (and why) the club operates as it does. When you look at the board, who represents well over 100 years of club experience, we do things because we've always done it that way. So maybe we should explain some things.

1. When you join, we give you access to the web site with a password. We also give you a physical membership card. That's not done to use up our stock of business cards. That membership card is valuable. If you present it to certain local vendors, like Rockler, Woodcraft, and others, you can get a 10% discount on your purchase. So don't just toss it in a drawer. Keep it with you and save some money.
2. The list of these companies can be found on the website once you sign in under RESOURCES > OUR PREFERRED VENDORS. This includes several mail-order vendors as well. So, if you are making an on-line order, check this list before you hit CHECK OUT.
3. When you completed the membership form, one of the questions was "Add to Vendor Discount Mailing List?" Some on-line vendors require that we send an authenticated list that they can check against for the discount. If you didn't check that box, we won't send your name – and you won't get the discount. Contact [Membership@fvwwc.org](mailto:Membership@fvwwc.org) if you change your mind. Of course, we are constantly updating that list as new members join.
4. The membership is for the entire family. Feel free to bring your spouse, children, even grandchildren. Woodworking can tend to be a lonely hobby but it doesn't need to be. If your entire family is interested, it can be a bonding experience where you can pass on skills and safety. Of course, you may never be able to find your center punch or your tape measure.
5. The website isn't just for email, newsletters, and classifieds. There are a number of capabilities under RESOURCES, such as plans, patterns, tutorials, and some things hiding under DOCUMENTS. Check them out. If you want, you can even add to them, sharing some of your information. You also have the ability to start your own blog or a forum.

## Editor's Woodfiller

### The Steamship Arabia



**The Steamship Arabia museum was mentioned during Rich's presentation at the General meeting. I wrote this article in 2012 after a visit to the museum. Check out the next four pages for the details.**



## Steamship Arabia Museum

Marcia and I visited the Steamship Arabia Museum in Kansas City, MO on our way to Arizona in March. What we saw were amazing exhibits of pre-Civil War era tools, hardware, clothing, shoes, dishes, and glassware salvaged from the wreck of this steamship.



The Steamship Arabia sailed the Missouri River in the 1850's. In those days, the river defined the western boundary of the United States and river towns like Kansas City were provisioning and launching points for settlers heading west into Indian country. Steamships sailed the river bringing settlers and cargo to these frontier towns. Unfortunately, the Steamship Arabia and its 200 tons of cargo sank into the muddy river waters on September 5, 1856. About 6 miles upriver from Kansas City, the steamship hit a large submerged snag. The only passenger fatality was a mule that was tied to a post on deck. Pretty much all of the passengers' personal luggage and all the cargo were lost when the steamship sank out of sight into the mud and silt of the river bottom. Within 24 hours, only the smokestacks and a bit of the pilot house were still visible and even those were shortly swept away by the current. In the early years, there were a few attempts at salvaging the vessel, but were mostly unsuccessful. (Somehow, the 60 or so barrels of Kentucky whiskey on-deck did mysteriously disappear.)



The steamship was lost and forgotten for over 130 years until a private group searched and found her buried 45 feet below a Missouri cornfield and about one-half mile from the current river channel. The field owner granted permission to dig for the steamship after fall harvest and work began late 1987. Twenty wells were drilled around the site to drain water from the excavation. The steamship and its cargo were found amazingly well preserved by the dense coating of mud and silt.

The team recovered a treasure trove of common household goods and luxury items too; many look like they just came from the factory after being carefully cleaned by the team. We spent several hours viewing displays of the recovered items – I thought the tool and hardware collection might be of particular interest to FVWWC members. What follows are a few photos to whet your appetite – Marcia has posted more photos on her Flickr webpage:

<https://www.flickr.com/photos/birdsandmore/sets/72157644109972802/>



These carpentry tools belonged to a craftsman planning to pursue his trade in the frontier. Hopefully, he was able to find replacements along the way.




The cargo of the Steamship Arabia had a large quantity of tools – sufficient to supply many hardware stores. Yes, the handsaws were early Henry Disston factory-made saws.





It appears that wooden planes were not all made by the craftsmen themselves. These clearly came from a factory somewhere back East. Those are files in the container below the planes. The large circular saw blades and two-man saw blades were shipped unset and unsharpened. I wonder if the Disston handsaws were the same?



Below are some of their inventory of hardware – door knobs, handles, locks, hinges, and barrels and barrels of nails.







There were a lot of leather goods in the cargo – some of these shoes just need a little polish to look presentable.



These photos reflect only a small portion of the exhibits. Check out Marcia's Flickr webpage if you are interested in seeing some of the other household items. Better yet, visit downtown Kansas City and see the museum for yourself. It is located in the historic Kansas City River Market with a lot of shops and restaurants. I highly recommend Winslow's BBQ place.

*Lee*

## **The Woodworking Show**

Milwaukee, February 17, 2024

I attended The Woodworking Show, Saturday, February 17, in Milwaukee.

This year was the second year of shows since the pause for the COVID pandemic. Based on the show's website, it looked like they had more vendors and a bigger program than last year. As it turned out, two of the presenters were not at this show and a number of the vendors were not represented.

For those interested in turning, the only turning presentations were by Barry Gross on pen making.

Two booths were taken by gutter guard companies.

My overall impression was that this year was either a step down from last year or at best even with last year.

--Bruce Metzdorf

## **Shop Tour**

Date: Saturday, April 6, 2024

Host: Matt Ross

Location: 1749 Simms St.

Aurora, IL 60454


## **Ronnie L. Gilkerson, RIP**

We don't have a lot of information at this time, but we do know that Ron passed away last week. For those of you who haven't been in the club for 18 years, Ron was on the board for a number of years in different positions and served as President from 2002 until 2006. No final plans are available for the funeral, but the funeral home is Larson-Nelson Funeral Home, 1617 North Bridge Street, Yorkville, IL. When further information is available, we will send it out.

# FVWWC Shop Tips Contest 2023

## SHOP TIPS

An award, **Most Shop Tips**, will be given to the club member who submits the most shop tips from December 2023 through the month of November 2024. **Top Vote Getters** awards will be given to the member whose tip receives the most and second-most votes from Club members – voting for 2024 tips will be taken in January 2025. Candidates for the award are an accumulation of members whose tip was selected by the BOD as the “tip of the month”. 2023 winners will receive a yet-to-be determined award at the January 2024 general meeting. All three awards will be of equal value.



## Monthly 2024 BOD Shop Tip Picks

December (2023) - None

January 2024 - Matt Ross - Vice Paper Towel Pad

February 2024 - Lee Nye - **A Clever Bandsaw Fence Idea**

March 2024 -

## Send in your shop tips for April Newsletter

Photos of the topic are the easiest way to illustrate and explain it. Use your smart phone and take a couple of photos of the topic. You needn't write a long essay to describe it – just a short paragraph or two will usually suffice. An added benefit of being a monthly shop tip winner is three free raffle tickets from Norm or Matt! Even an idea you have used that was published in a woodworking magazine is acceptable as long as you give the magazine credit. Just as you do for share and tell projects, send your Shop Tips ideas to the newsletter editor, Lee Nye. **Email to [woodworkers@fvwwc.org](mailto:woodworkers@fvwwc.org) or [roadbiker123@gmail.com](mailto:roadbiker123@gmail.com).**



## Rich Escallier

When cleaning up the shop some of the dust bunnies were stuck in the corners. They really like hiding there, so I took the floor attachment off, and made a pass in the corners.



## Craigslist

When searching for something on Craigslist, it's possible to save the search and be notified by email whenever that item gets posted. I've purchased 2 Sawstop's that way. Keep in mind that a Sawstop or something like it is likely to have many replies. An offer to pay more, not dicker, and bring cash green dollars put right in the subject line might help when competition is tight.

## Michael Fross

Many of us use runners for jigs in our tablesaw, bandsaws, router tables, etc. I typically use a piece of hardwood, and you inevitably deal with swelling and shrinking due to the seasons.

One way around this is to use a plastic cutting board. These are often made of polyethylene and are easy to cut and machine with our woodworking tools. They do not change size and are "slick" which helps in their motion which means they can be cut precisely to fit the slots.

And, best of all, they are fairly inexpensive. This example: Amazon Winco CBWT-1218 Cutting Board, 12 by 18 by 1/2-Inch, White is 12x18 inches, costs \$7.49, and could make quite a few jigs. Other sizes and colors are also available.





## Stacking Sawhorse Bench

I have made two of these great sawhorses, one for me and another for my son-in-law. Separate, the pieces make two very sturdy sawhorses and stacked, they make a nice small work bench. The sawhorses are made from construction lumber - two 10 ft 2 x 12's, two 8 ft 2 x 4's, and about 6 ft of 1 x 6 pine. While I had some difficulty finding decent flat lumber at the big box store, after some sorting through the pile I found a few acceptable boards. The total cost was around \$50. The benches took me only a couple of hours to make and will replace some wobbly old 2 x 4 sawhorses I have had for many years. They will be nice to use at a jobsite as a work bench, will be stable and safe stepping stools for home repair, and of course are rock solid shop sawhorses. When I am building case furniture, I like to elevate the case to a more convenient height. My old sawhorses were too tall and flimsy to do this; these benches will support anything I am likely to make.



You can adjust the leg lengths to use the stacked bench as an infeed or outfeed support for your table saw. Or, just adjust the design to your desired sawhorse and bench height. If you are interested in building your own, the article is in the April / May 2014 American Woodworker magazine. I am sure Roland can get you that issue.



## Arnie Bandstra

SHOP TIPS



When doing handcut dovetails, the hardest part is chopping the waste out between the pins, especially in hard maple. I cheat by using my router table. I clamp the pin board vertically to a block cut with a rabbet for backside clearance. The block keeps the board stable while routing. Visibility is limited so I stay a little away from the pins and clean up with a sharp chisel.



## Feb 6 SHARE AND TELL

**Arnie Bandstra**

End Table

Cherry

Shellac finish, top finish

Watco Danish Oil, per Mike Madden



2024

FVWWC—PO Box 1041—Batavia, IL 60510-1047  
<http://www.fvwwc.org> — [woodworkers@fvwwc.org](mailto:woodworkers@fvwwc.org)



## Feb 6 SHARE AND TELL

**Arnie Bandstra**

Project: Pen Box

Wood: Padauk, Osage Orange, Walnut, Cherry

Finish: Amber Shellac

Note: Hand cut dovetails. Hand planed boards, hidden hinge





## Feb 6 SHARE AND TELL

**Steve Krave**

Project: Dice:Tray

Wood: Sycamore

Finish: Poly

Notes: Made from neighbors tree, epoxy filled knot





## Feb 6 SHARE AND TELL

Lowell Iverson



Project: Wood Box

Wood: Walnut

Finish: Watco



## Feb 6 SHARE AND TELL

**Ed Schalk**

Project: Mountain Dulcimer

Wood: Mahogany Spruce

Finish: Shellac



## Feb 6 SHARE AND TELL

**Rich Escallier**

Project: Super Bowl

Wood: Maple & Veneer

Finish: Tung Oil

Take a block, cut a curve, turn 90 degrees, cut a curve, glue in veneer, clamp back together, and repeat





## Feb 6 SHARE AND TELL

**Michael Fross**

Project: Inner Vase

Wood: Walnut / Maple

Finish: Tru-Oil





## Feb 6 SHARE AND TELL

**Bruce Metzdorf**

**Bowl #1**

Project: Bowla

Wood: Claro Walnut #1

Wood: Maple #2

Finish: Odies Oil



**Bowl #2**

## Feb 6 SHARE AND TELL

Dave Dockstader

Project: Bow Tie Evolution

Wood: Maple / ?

Finish: Danish Oil





## 2024 FVWWC Officers & Staff

|                             |  |
|-----------------------------|--|
| President:                  | Dave Dockstader<br><a href="mailto:president@fvwwc.org">president@fvwwc.org</a>          |
| Vice President:             | Dave Burk<br><a href="mailto:vicepresident@fvwwc.org">vicepresident@fvwwc.org</a>        |
| Treasurer:                  | Rich Hall-Reppen<br><a href="mailto:finances@fvwwc.org">finances@fvwwc.org</a>           |
| Secretary:                  | Michael Fross<br><a href="mailto:secretary@fvwwc.org">secretary@fvwwc.org</a>            |
| Programs:                   | Bruce Metzdorf<br><a href="mailto:programs@fvwwc.org">programs@fvwwc.org</a>             |
| Membership:                 | Art Santoya<br><a href="mailto:membership@fvwwc.org">membership@fvwwc.org</a>            |
| Website Director            | Eric Springer<br><a href="mailto:webmaster@fvwwc.org">webmaster@fvwwc.org</a>            |
| Resources:                  | Roland Kuhn<br><a href="mailto:resource@fvwwc.org">resource@fvwwc.org</a>                |
| Member-at-Large:            | John Gesiakowski<br><a href="mailto:memberatlarge@fvwwc.org">memberatlarge@fvwwc.org</a> |
| Communications<br>Director: | Lee Nye<br><a href="mailto:woodworkers@fvwwc.org">woodworkers@fvwwc.org</a>              |
| Raffles:                    | Matt Ross  |
| Show & Tell MC:             | Rich Russel  |
| Audio/Visual Tech:          | Dave Burk  |
| Host:                       | Rex Dailey   |
| Shop Tour Chair:            | Doc Kotecki  |

## Special Interest Groups

Scrollsaw  
SIG Chair: Dave Dockstader

[ScrollsawSIG@FVWWC.ORG](mailto:ScrollsawSIG@FVWWC.ORG)

Hand Tool  
SIG Chair: Michael Fross  
[HandToolSIG@FVWWC.ORG](mailto:HandToolSIG@FVWWC.ORG)

Turning SIG                  Jeff Walsma  
Chair: [TurningSIG@FVWWC.ORG](mailto:TurningSIG@FVWWC.ORG)

Woodworking Fundamentals  
SIG Chair: Michael Rauchmiller  
[WWFundamentalsig@FVWWC.ORG](mailto:WWFundamentalsig@FVWWC.ORG)

## 2024 Membership Dues

**Dues for 2024** - With our new ClubExpress website, we can pay our dues online. Or print out the form and mail it in.

[http://www.foxvalleywoodworkers.com/Documents/MemCard 11 Online.pdf](http://www.foxvalleywoodworkers.com/Documents/MemCard%2011%20Online.pdf)

Mail it in:

**FVWWC Membership Chair  
PO Box 1041**

**Batavia, IL 60510-1041**

*Make your checks payable to the Fox Valley Woodworkers Club.*

## **Hand Tool SIG - February 6, 2024 6:30pm**

The Hand tool SIG discusses the merits, techniques, and historical usage of classic woodworking hand tools. We help each other with our woodworking challenges, both present and future, and the knowledge of the group is staggering. We're a community joined together with a love of vintage and modern hand tool woodworking and would welcome anyone with an interest to join us.



**Located in Annex building, room M111**

**Michael Fross**

**[HandToolSIG@FVWWC.ORG](mailto:HandToolSIG@FVWWC.ORG)**

## **Woodworking Fundamentals SIG**

**February 6, 2024**

**Michael Rauchmiller**

**[WWFundamentalSIG@fvwwc.org](mailto:WWFundamentalSIG@fvwwc.org)**

**Woodworking Fundamentals SIG will cover one quick topic then an open table discussion on whatever participating members have a question about or topic they wish to discuss**

## **Turning SIG**

**February 6, 2024 6:30pm**

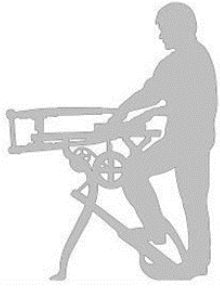
**Jeff Walsma**

**[TurningSIG@fvwwc.org](mailto:TurningSIG@fvwwc.org)**

**Location Basement**



## **FVWWC Scroll Saw SIG**



The Scroll Saw SIG meeting will March 5<sup>th</sup>, 2024 at 6:30 pm. I think the challenge worked out quite well last month. I hope to see lots of fretwork this month. I may even get mine finished.

I have been promoting Inkscape as a way to make scroll saw patterns that you can shrink or enlarge. I don't think I've had a lot of interest, except for Ethan. So maybe I'm going about this in the wrong way. I am now offering a **FREE** service to convert any pattern you have to an SVG file with Inkscape. You can even tell me what size you want. Now these have to be JPG or PDF files and hopefully actual scroll saw patterns. Black and white (or at least just one color) is preferable. Even with those restrictions, some graphics are difficult to convert. But I'll do my best. Think of this as a way to get a head start on your State Fair entry.

Lee Nye still needs new Share 'N Tell pictures, so please forward pictures of your projects to him at [roadbiker123@gmail.com](mailto:roadbiker123@gmail.com).

**Dave Dockstader**   [ScrollsawSIG@FVWWC.ORG](mailto:ScrollsawSIG@FVWWC.ORG)



## Fox Valley Woodworkers Club

General Meetings held at:

### Bethany Lutheran Church

8 S Lincoln St. - Batavia, IL

**On the 1st Tuesday of each month at 7:30 pm**

Doors Open at 6:30 p.m.

***Visitors Always Welcome!***

**FVWWC Website** <http://www.fvwwc.org>

**March 5, 2024**

**Bruce Metzdorf**

## Use of Scrollsaws and Bandsaws Compared

