

Newsletter

Volume 20 - Issue 11



Meeting Review: October 2004

Rorke Miller, of Miller Dowel Co. in Winnetka, gave us a glimpse at their revolutionary new doweling system of joinery and the history behind it. It has many uses and helps makes joinery not only easier but more attractive too.

Great job Rorke! We learned a lot and appreciate Miller's efforts to make light work of the art of joinery.

If you missed seeing the Miller Dowel system at missed the meeting and the Wood Show, check out their website at:

<http://www.millerdowel.com/>

On the Agenda

- **General Meeting, November 2, 2004:** Combined talents of Al Sievers & Mike Brady in what is sure to be a fascinating show. - *See Page 2 for details.*
- **Breakfast Club:** 9:00 a.m. Wednesday, Nov. 17th at The Red Apple Restaurant at 414 S Schmale Rd in Carol Stream, IL for a good time with good friends!
- **General Meeting, December 7, 2004:** Annual Toy Drive and Christmas Party - *See Page 2 for details.*

Another Wood Show Success Story!

As Show Chairman, I would like to offer a round of thanks to all the good people that helped with the woodworking show at the Odeum. That includes everyone that was able to work at the booth as well as the people that supplied projects to be displayed. I was a little concerned before the show, but like Mike Madden

told me, somehow the stuff shows up, and it did. Thanks to your effort, I think we put together a pretty decent display. Only trouble was, it wasn't big enough, but that was controlled by the show people in California. We were in a pretty good location except for the guy in the next booth with a bullhorn :o) I'm sure we'll get some new members from the show, and we made a couple of good contacts. I also talked to one visitor at length about forming a club in his home town near Peoria, I think it was. I think it's another unalienable American right, to be able to belong to a woodworking club if you wish to!



Table of Contents

HARDWOOD INVITATION.....	2
MEETING NOTES.....	2
AL THE SHOEMAN.....	3
MUSICAL SAWS.....	3
"SHOP TIP OF THE MONTH" 4	
MEMBERSHIP REPORT.....	4
MORRIS OPEN HOUSE.....	4
SHOW & TELL.....	5
MONTHLY DRAWINGS.....	5
CALENDAR & CONTACTS....	6

Larry McHone, Show Chairman

You are Invited...

Join Ken & Barb Burtch
and the fine folks at
The Hardwood Connection

1810 W State St - Sycamore, IL
(815) 895-8733

as they celebrate their
25th Annual Open House
Saturday November 20, 2004
9:00 a.m. - 4:00 p.m.

Special Guests, Demos, Factory Reps & More!

(Maps available at November meeting and at
<http://www.fvwwc.org> or contact us at
woodworkers@fvwwc.org)



November & December Meeting Notes

November is election time again and we are open to suggestions, nominations and volunteers for offices. Keep in mind that all positions are available for you to volunteer to fill, if you would like, even though most current office holders are willing to do it "one more time". We are more than happy to have you step forward and throw your hat in the ring. That's what elections are all about!

Anyone wanting to discuss responsibilities of a particular position can call Ron Gilkerson at (630) 879-8756 or contact any of our present or retired officers with their questions.

Interested? Let us know!

After the elections are over, we will proceed to our much awaited demo by area artisan Al Sievers and our own Mike Brady. Together they will show us how to combine woodworking and stained glass to create unbelievable works of art.

Remember, in December we skip Show & Tell, Raffles, Shop Talk, keep the library doors closed and have ourselves a party!

This year our **Christmas Party & Toy Drive** will be on Dec. 7th and we hope every member and guest will join us for the festivities.

Each year representatives from three area agencies come to fill their trucks and vans with our

donations for needy area families.

You may make toys or bring new, unwrapped toys for donation. Those bringing toys should be sure to sign either the "made" or "bought" tally sheet so we can keep score of the donations.

Want to contribute something other than toys? Canned or dry goods and paper products are also welcomed by these organization for the families.

All donations are appreciated but please remember that you need not donate to be part of the fun!!! This is our way to thank everyone for the time and enthusiasm given all year long.

To add to the festivities, we ask that member's bring a treat to share. We will provide meat, cheese & veggies trays, coffee, punch or cider, plates, plasticware and napkins but the best goodies are strictly **"Pot Luck"**.

All nibbles, gnoshes and fingerfoods are most heartily received. I have yet to see any of the edibles go untried and most just plain "go"!

Nothing fancy is required, this is just a good ol' get together with friends. *Of course if Darrel wants to show off some of his newly honed skills, we will all be glad to partake, I'm sure.*

Seriously, we want all of our "elves" to brush off the sawdust and be there for the friendship and fun — the sack of goodies is entirely optional. All you need bring is a nice



Carving Tidbits

ShoeMan Vises

A wing nut is all the adjustment required by these innovative little vises. They are so easy to reposition, you probably won't even drop your knife to do it. No wrench required: just finger-tighten. Constructed of hardwood, they carry a guarantee that they will not break under normal use: just send one back with \$6.50 shipping and the company will send you a new one.


The small Vice sells for \$34.65 which includes S&H. The larger version runs \$44.65.



For more info, contact [Alex Shoeman](mailto:AlxShoeman@aol.com) (AlxShoeman@aol.com)

Meet Al the Shoeman & see photos of his creations: <http://www.alxshoeman.bizland.com/Vise.htm>

TO: woodworkers@fvwwc.org
SUBJECT: Of interest to woodworkers
FROM: peter@musicalsaw.com
DATE: Oct 03, 2004



Hi,

I am the webmaster of www.MusicalSaw.com - a website where I promote the art of playing Musical Saws. I sell Musical Saws, instructional videos, etc. Plus provide a free on-line Tutorial on how to play the saw!

The reason I'm writing you is that there are a lot of woodworkers who take up the Musical Saw - and I thought some of you might be interested. If you have a newsletter or monthly emailing that you send out and you can squeeze me in - I'd be obliged if you could let your members know about my link, www.MusicalSaw.com - and let's see if anyone is interested in taking up the Musical Saw?

Could you please post this letter up on your bulletin board or pass it around?

www.MusicalSaw.com

- Free tutorial on how to play the Musical Saw.

Sawncerely,

"Sawdust" Pete Wentworth

Reprinted from [WOOD Magazine Online](#) - October 2004 issue.

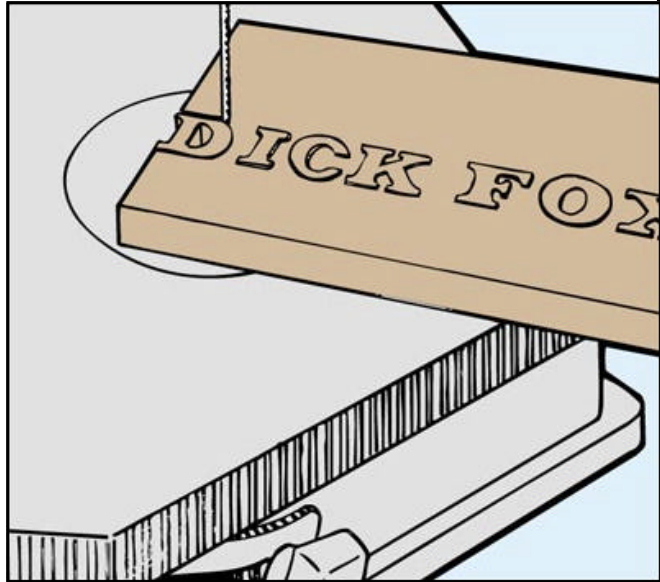
Shop Tip of the Day

Scrollsawing small letters

Stencils and templates work fine as guides for scrollsawing 1"-or-larger letters, but not so well for smaller letters, if you can find them. Accurately marking smaller letters with a pencil and following those layout lines with your scrollsaw can prove taxing.

Purchase vinyl press-on letters from office-supply or art stores. The letters are very inexpensive and come in many different sizes, styles, and colors. Once applied to the wood, your scrollsaw blade can follow the outline of these letters easier than you can split a pencil line. To remove the vinyl, gently lift the letters with an X-acto knife, or sand the surface of the letters after mounting them to a workpiece.

--Dick Foxworthy, Widefield, Colo.



Membership Update

2005 Membership

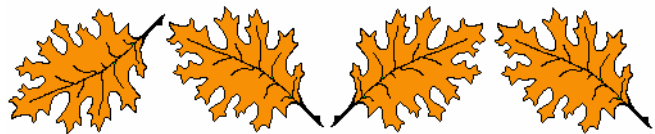
Renewal is in full swing! Fill out a membership renewal form and submit it with your \$25 to the Membership Committee at the next meeting or mail to:

FVWWC

PO Box 1041

Batavia, IL 60510

James Nellis, Membership



Attention FVWWC Members

Have something to Sell and can't wait for the next Newsletter to be published? Looking for a special tool to buy/borrow and don't know who to ask? Hear some woodworking news too good to keep to yourself? Call or send us an email with details and we will broadcast it to all online Members!

Contact FVWWC Editor/Webmaster
(630)897-4877 or woodworkers@fvwwc.org



2004 Open House

3385 N. Rt. 47 – (815) 942-5865

Morris, Illinois

Friday, November 12 from 8 to 6

Saturday, November 13 from 8 to 4

<http://www.woodworkersshop.com/>



Show & Tell

Matt Gauntt, MC

At the October meeting members, ignoring the construction obstacles, brought their latest projects for Show & Tell. Glad a little mud and debris can't stem the tide of creativity and enthusiasm at our meeting!

- Jim Gill: Dust Pre-Separator made of unfinished plywood. Innovative!
- Jon Wolfe: Cherry Nightstand, part of a lovely bedroom set, Danish Oil & Paste Wax finish.
- Mike Madden: Branch Cut-Off Jig of unfinished 2x2's, 2x4's & 1/4" Baltic Birch & Old Plywoods.
- Jim Vojcek: Redwood Bowl with a Deft finish.
- Rich Rossio: Vases turned from Box Elder and Walnut with a Deft finish.
- Frank Suda: Very cute birdhouses in the shape of guitars! Necks of Cherry, Zebrawood & Walnut. Bodies of Cedar (sides & back) with Spalted Maple & Padauk fronts. All finished in 3 coats of Spar Urethane spray varnish.



- John Winton: 3 Bowls from green woods with Deft finishes. 2 from Apple and 1 of Walnut.
- Paul Dehnert: Scroll saw of a Buck from Oak plywood with clear finish.

Winners in the drawing were:

1. **Frank Suda: Toolbox**
2. **Mike Madden: DynaMax Screwdriver**
3. **Paul Dehnert: Hand Cleaner**

See you all there next month!



FVWWC MONTHLY DRAWING

Drawing winners in October 2004 were:

- | | |
|------------------|------------------------|
| 1. Tom Steward: | \$100 AmEx Gift Cheque |
| 2. Rich Rossio: | Miller Dowel 2x Set |
| 3. Mike Lambert: | Miller Dowel Mini Set |




We'll have a choice of 3 (three) 1st Prize items in November. The 1st prize winner will choose from the 3 (Three) items pictured below. **Please Note:** Only 1 (One) or these three items will be awarded. The items not chosen will be offered again in January as one of the "choices"!

Dremel #8000-01 Lithium-Ion Cordless & Accessory Kit Combo



<http://www.dremel.com>

\$100 AmEx Gift Cheque
Same as cash -- Good everywhere!



<http://www.aeis.com/>

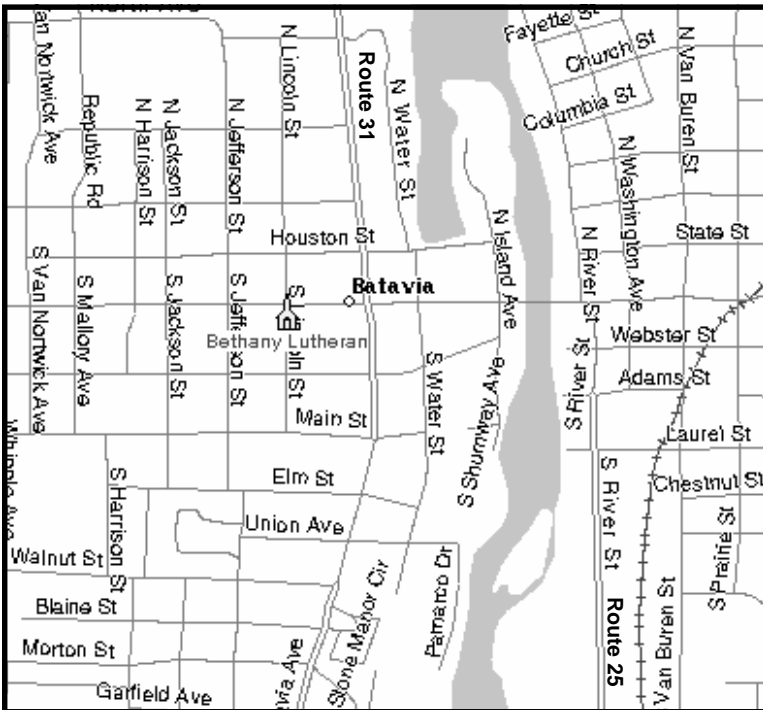
Ridgid EB4424 Oscillating Edge Belt/Spindle Sander



<http://www.ridgid.com/>

Thank you for your continued support of our club! See you at the meeting....

**...Charlie Christensen,
Raffle Chairman**



FVWWC Meets at:
 Bethany Lutheran Church
 Of Batavia, IL - 8 S Lincoln St.
1st Tuesday of Month
7:30 P.M.
Visitors Welcome!



Keep up with all the Club news and
 lots of interesting information:
<http://www.fvwwc.org>

FVWWC Officers

- President..... **Ron Gilkerson**
 RonGilker@hotmail.com
 (630) 879-8756
- Vice President **Dick Secrest**
 rsecrest@elnet.com
 (815) 522-2478
- Treasurer..... **John Roloff**
 Jnroloff@aol.com
 (630) 879-7668
- Secretary..... **Darrel Anderson**
- Program Committee..... **Tom Sharp**
 thomas.sharp@sbcglobal.net
 (630) 879-7578
- Mike Brady**
- Membership..... **James Nellis**
- Show Chairman..... **Larry McHone**
 valarry@earthlink.net
 (815) 824-8038
- Toy Drive Coordinator.... **Gail Madden**
- Editor/Webmaster..... **Linda Christensen**
 woodworkers@fvwwc.org
 (630)897-4877
- Librarian..... **Cheryl Miller**
- Raffles/Photographer..... **Charlie Christensen**
- Member-at-Large..... **Mike Madden**
- Show & Tell MC..... **Matt Gauntt**
- Audio/Visual Asst..... **Will Sharp**
- Host..... **Bill Bailey**
- Greeter..... **Jim Hildreth**

FVWWC Events Calendar

- Nov 2nd.. Tue... 7:30 p.m... General Meeting: Al Seivers and Mike Brady – Stained Glass and Wood Project
- Nov 12-13F&S..... TBA..... 2004 Open House: Morris, II at Woodworkers Shop - www.woodworkersshop.com
- Nov 17th.Wed.. 9:00 a.m... Breakfast Club: The Red Apple Restaurant at 414 S Schmale Rd - Carol Stream, IL
- Nov 20th.. Sat... 9:00 a.m... Hardwood Connection's 25th Annual Open House & Fall Sale in Sycamore, IL
- Dec 7th... Tue... 7:30 p.m... General Meeting: Christmas Party and Annual Toy Drive

Library News

Stop by and browse...We have loads of books, DVDs, videos, magazines and more to inspire that next project!



Cheryl Miller, Librarian