

# Newsletter

Volume 24 - Issue 12

December 2008

## Meeting Review: November 2008



President Tom Sharp welcomed our guests and collected “fines” from members who neglected to wear their name badges. (*Badges help us get to know each other and the “fines” go towards the goodies we have during break!*)

After our annual election of Officers and Staff for the upcoming year, Tom presented our guest speaker for November, **Bud Knoedler**.

Bud is a Bird Carver extraordinaire! His flock of beauties looked as though they might take flight, they were so realistic.

He starts his work in Tupelo or Basswood by roughing out with a Foredom, does the finer work with the help of a power carver and finishes up by sanding with sanding. Once the carving is done he adds the details with a woodburner and paints/stains as appropriate.

Once sealed with an acrylic spray, Bud adds a coat of white marble gesso powder as a finishing touch. Eyes and pewter feet are added and the bird is placed on a base of driftwood or other perch of a complimentary type and color.



Bud advises anyone wishing to try their hand at bird carving get a book, such as “**Songbird Carving**” by **Ernest Muehlmann**, for more carving details on our feathered friends. Find the book online at both [www.stackpolebooks.com](http://www.stackpolebooks.com) and [www.amazon.com](http://www.amazon.com).

In December we hold our annual Christmas Party & Toy Drive so bring your guest and a dish to pass and join the fun! As always, Ron Gilkerson has arranged for the entertainment and add the always scrumptious Potluck dinner and it makes for a very special night out!

**Hope we see you there!**



## FVWWC Events Calendar

Dec 2nd.... Tue ... 7:30 p.m... FVWWC Christmas Party & Toy Drive 2008 - Potluck Dinner

Dec 10th...Wed....9:00 a.m... FVWWC's Breakfast Club: Red Apple Restaurant - 414 S Schmale Rd - Carol Stream (*Special Date!*)



Jan 6th ..... Tue ... 6:30 p.m... FVWWC Hand Tool SIG Meets




Jan 6th ..... Tue ... 6:30 p.m... FVWWC Shopsmith SIG Meets

Jan 6th ..... Tue ... 7:30 p.m... FVWWC General Meeting

## FVWWC Officers & Staff

**woodworkers@fvwwc.org**

President	Tom Sharp thomas.sharp@sbcglobal.net
Past President .....	Ron Gilkerson (630) 879-8756 rongilker@hotmail.com
Vice President .....	Matt Gauntt
Treasurer.....	Doug Pfaff
Secretary.....	Jeff Sandkam
Program Committee.....	Robin Blair blairr@saic.com Ron Gilkerson Doug Olson
Membership.....	Larry Maher
Editor/Webmaster .....	Linda Christensen woodworkers@fvwwc.org
Library Committee .....	Dave Dockstader Rick Moss Tom Zillman
Raffles/Photographer.....	Charlie Christensen
Show & Tell MC .....	Matt Gauntt
Show Chairman .....	Mike Madden
Toy Drive/Club Logo Items....	Gail Madden
Member-at-Large .....	James Nellis
Audio/Visual Tech.....	Robin Blair
Host .....	Ron Gilkerson
Greeter .....	Jim Hildreth
Shopsmith SIG Chairman.....	Dave Dockstader (630) 851-8118 sourceror@sbcglobal.net
Hand Tool SIG Chairmen	Mike Brady mbrady25@comcast.net Mike Bridger bridger.mike@gmail.com



## Membership Drive 2009 is going GREAT!

**Thanks to everyone who has already renewed!!!**

**Renewals for 2009** started in September and must be submitted no later than 01/15/2009 to insure you don't miss a minute of what FVWWC has to offer!

See **Larry Maher**, our Membership Chairman, to renew or mail your check/MO for \$30.00 to:

**FVWWC**

PO Box 1041 - Batavia, IL 60510-1041

*NOTE: Membership/Renewal form available @: [www.fvwwc.org](http://www.fvwwc.org)*

## FVWWC YEAR-END DRAWINGS

*We've come to the end of another year... ...And it has been a great year!!!*

*At the Christmas Party we will award some special prizes to those of you who have participated all year long in our fundraising raffles!*

*Be sure to join us for all the fun... ...You never know what goodies await!!!*



*See you at the meeting!  
Charlie Christensen,  
Raffle Chairman*

### FVWWC's Shopsmith SIG

**Next Meeting: Jan 6, 2009**

The Shopsmith Special Interest Group (SIG) meets at 6:30, just before the FVWWC general meeting, in the vestibule of the Bethany Lutheran Church. The purpose of the group is to share experience, ideas, and fun and explore all the possibilities available with the Shopsmith. You don't even have to own a Shopsmith to join us.

If you are interested in the little machine that can, please join us in January to kick off another interesting year.

**Dave Dockstader**  
630-851-8118  
sourceror@sbcglobal.net



### FVWWC's Hand Tool SIG



**Next Meeting: Jan 6, 2009**

The Hand Tool SIG meets at 6:30, prior to the regular meeting at Bethany Lutheran.

Anyone interested in the use of hand tools is welcome to join us for discussion of this fascinating area of woodworking. We will learn by sharing the experiences of using and caring for traditional hand tools.

FVWWC members and guests are invited to stop by and join our group.

*Hope to see you in there 2009!*

**Mike Brady**  
mbrady25@comcast.net

**Mike Bridger**  
bridger.mike@gmail.com

# We're Having a Party...

## ...And You're Invited!

Each year at Christmas Gail Madden invites the representatives from **Batavia Access, Humanitarian Service Project and Operation Christmas** to join us and accept donations of toys and other items. **No one is required to bring a donation** but we do hope all members will attend the festivities and share the fun. The December meeting, like every meeting, is for all members. Since this is a party, members are welcome to bring a guest to share the fun.

It is a Pot Luck so bring a something edible to share. It isn't a formal dinner but a fun, tasty nibble feast with cookies, cakes, finger foods, gooey delights, crunchy munchies and just about anything that you can stick on a toothpick. Coffee, Punch, plates, napkins and utensils are furnished by FVWWC, along with meat, cheese & veggie trays. May not be haute cuisine but, if you go home hungry, it will be no one's fault but yours! No time to cook? Do a Deli, Drive-thru or such but don't stay home feeling empty handed.

Speaking of empty handed, that excuse won't work for toys either. Folks who make the toys do so because they like doing it and donating them is just a really neat outlet for their talents. Think of it more as an excuse for folks like to play with toys all year long and with no one asking "why?". How cool is that? This is not a competition and each and every toy is appreciated. Most items produced are fairly simple designs. Toy cars or doll beds do not have to be elaborate to make a child smile.

*Don't have the time or inclination to make toys but still want to contribute?* These organizations also appreciate paper products, canned goods, packaged mixes & cleaning products. Grab a mega pack of something at a local warehouse store to give instead!

Simply put, we hope all our members will attend our Christmas Party again this year and share the fun, the food and the company.

***Please, try to make it...***

***...It just won't be the same without you!***



# Marc Adams Workshop

Sponsored By:

**Grundy County Woodworkers Club**

**Sunday March 8<sup>th</sup> 2009**

**9:00 a.m. - 4:00 p.m.**

**Prairie Millworks Shop**

**3385 N. Rt. 47 - Morris, IL**

The cost for the entire day is \$50.00 per person with lunch included.

## **Subjects:**

### **Basic Veneering & Marquetry**

Marc is bringing his expert knowledge to Morris for a full day of instruction. The workshop will have two separate sessions. The morning session will be on Veneering with a break for lunch followed by the afternoon session on Marquetry.

*There is a 50-person limit on the capacity for this event, so get your name in now.*

For reservations call today: **815-942-8250 or 815-942-5865**

## **Workshop Content:**

### **Basic Veneering:**

The ability to work with veneer is a skill worth developing to open up a whole new world of design freedom. Walnut burl, Macassar ebony, Mahogany crotch, and quilted Maple are a few of the countless woods available to be incorporated into your work. This course will begin with the history of veneer, move on to demonstrations in how to handle veneer, cut, tape, press and sand the panel.

Next Marc will cover slip, book, 4-way and radial matching of veneer. Border work and inlay techniques will be covered, as well as edge details and complete demonstrations on how to create marquetry.

Veneer work is simple, creative and fun. If you've ever wanted to learn the craft of veneering, this would be the best place to start.

### **Marquetry:**

This part of the workshop will teach you the fine art of working with veneer to create pictures. We will start by learning how to handle, flatten, cut and tape veneer packets. By the end of the session, students will gain insight into how to transform a pattern from concept to finished Marquetry by using the double bevel technique.

Marc will share his secret of dying veneers successfully, as well as how to layout and trace patterns, substrate selections, pressing methods, sanding techniques, veneer selections, knife cutting and detailing.

Marquetry is simple, yet very few people practice it. It can increase the value of a furniture piece fourfold.



<http://www.marcadams.com>


## “Howard’s Corner”

FVWWC’s Guru, Howard Van Valzah

It has been suggested that members look at the wood Magazine Videos at <http://www.woodmagazine.com/videos>. They have over 75 subjects and they are very well done.

I spent half of this morning watching their reviews of the AWF show. It was really exciting showing all the newest and latest stuff for woodworkers. I loved it and could have spent thousands on stuff I liked and don’t have, and even several things that I could afford right now and probably would have bought at the show if I had gone. I was all set to buy a new Festool drill for my Christmas present, but they showed the back room at the Festool display showing their new products under development and, sure enough, there was a new drill with Lithium batteries of which I was once skeptical of but I have found the Bosch drills with Lithium batteries are really good. So I will wait till next year.

If you have not looked at their series of videos you might enjoy it too.



*Howard*



## Show & Tell via eMail

Submitted by FVWWC Member,  
Dan Miller

**Porch Renovation:** One big project last summer was this porch. I made seven posts, seven corbels, fourteen brackets, lots of bed mold, the railings and seventy-seven turned balusters all of **Clear Cypress** from the **Hardwood Connection**.

Here is the home before and after putting the porch back:



Restoration questions?  
Feel free to ask! Just  
contact me:



Dan Miller



# Show & Tell



## November 2008

We had a small but fascinating display in November:

- **Howard Van Valzah: Framed Photo Puzzle** of Maligne Lake in the Canadian Rockies. Wood and finish are unknown but the glued and pinned corners are extremely solid!
- **Joe Popp: Anniversary Sign** scrolled in **Aromatic Cedar** which has been finished on the front side only (to preserve project but allow the aroma) with clear lacquer.
- **Tom Foster: Writing Desk** made of **Cherry** with a hand rubbed **Velvet Oil** finish. This is the project Tom did in a recent class at the **Kelly Mehler School of Woodworking** in Berea, KY. See their site for info: <http://www.kellymehler.com>
- **Jerry Jobe: Mini-Rocking Horses** made of **painted Poplar or stained Clear Pine**. A neighbor girl paints the heads for me and gives them their unique personality. **Note:** Inspired by trip to Antique Store where a sad little, poorly made rocking horse was priced at \$145. Like any decent woodworker, I thought I could do a much better job. These are simple to make and easy to construct and cost \$50+ per project. ***When given as baby shower gifts you can not imagine the "Thank-You" notes one receives!***



*Looking forward to doing it all again in 2009!*





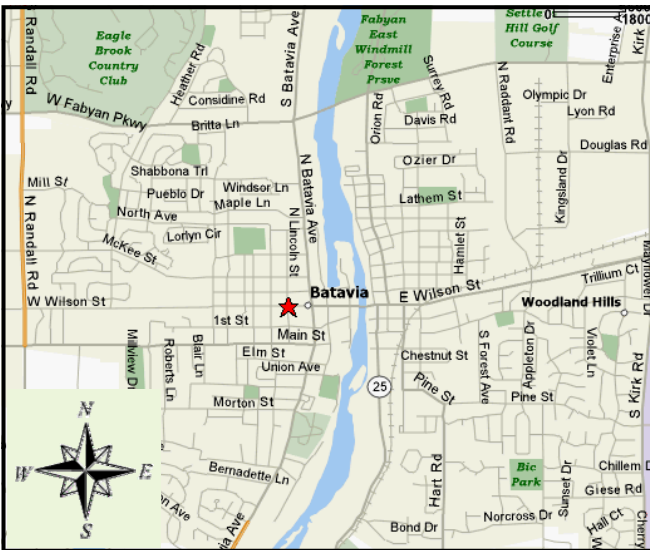
**Fox Valley Woodworkers Club, Inc.**

**PO Box 1041**

**Batavia, IL 60510-1041**

<http://www.fvwwc.org> - [woodworkers@fvwwc.org](mailto:woodworkers@fvwwc.org)

**FIRST CLASS MAIL**



## **Fox Valley Woodworkers Club**

General Meetings held at:


### **Bethany Lutheran Church**

8 S Lincoln St. - Batavia, IL

**1st Tuesday of each Month at 7:30 p.m.**

Doors Open at 6:30 p.m.

*Visitors Always Welcome!*



**The Fox Valley  
Woodworkers Club's  
Annual Christmas Party  
& Toy Drive  
Tuesday, Dec. 2<sup>nd</sup>, 2007**

- ★ Hot Luck Dinner
- ★ Collect/Distribute Toys
- ★ Entertainment

**Come for a Good Time &  
Good Food shared with  
Good Friends!**