


Newsletter

Volume 20 - Issue 12

December 2004

Meeting Review: November 2004

Al Sievers, local artist, & our own Mike Brady gave us a fascinating co-presentation on their recent project.



Mike showed us how he designed and built a gorgeous Oak frame, in Mission Style, that was the perfect compliment to Al's beautiful stained glass creation.

Together they produced a masterpiece to be admired and enjoyed for generations to come.

Al gave us an introduction to working in stained glass and made it look positively easy to produce magnificent works of art. He pointed out that stained glass work is one of the less expensive projects to try. The tools are few and small and you can try your hand at it without a major investment.

I look forward to seeing the creations spawned by this month's presentation at upcoming Show & Tell displays. Will be fascinating to see the many interpretations of what we learned and how you turn these new ideas into your own works of art.

Great job fellas, we will remember this show for years!



Table of Contents

| | |
|--------------------------|---|
| HOWARD'S HOT TIPS..... | 3 |
| FOR SALE | 2 |
| MEMBERSHIP REPORT..... | 2 |
| SHOW & TELL..... | 3 |
| MONTHLY DRAWINGS | 3 |
| CALENDAR & CONTACTS | 6 |

On the Agenda

- **General Meeting, December 7, 2004: Annual FVWWC Toy Drive & Christmas Party** -- Members get together to enjoy the holiday festivities. Representatives from three local agencies, **Humanitarian Service Project of West Chicago, Batavia Access of Batavia and Operation Christmas of Bolingbrook & Romeoville**, will join us. We will send them home with their vehicles bursting at the seams with our donations for needy area families. Bring handmade or new, unwrapped toys, canned/dry goods or paper products and be sure to give us a count so we can record our tally.
We look forward to seeing members and their spouses or other guest to enjoy the entertainment, great pot luck buffet and just a good time with good folks. *Remember: Members are not required to donate -- It is entirely voluntary.* We just want you to be there to share the fun.
- **General Meeting, January 4, 2005: Dan Burns presents Scroll Saw Techniques.**

Howard's Hot Tips & How To's

Howard Van Valzah stopped by in November and brought some of his latest toys. While enjoying the peace and quiet of his new Roscoe workshop, *which we will have a chance to visit next spring*, Howard has been checking out a few woodworking tools and accessories.

A couple of his favorites were an aluminum Bessey Clamp from Rockler that allows you to clamp at any angle, a cordless Glue Gun and a nifty pipe wrench you can use with only one hand!


He also pointed out some of the great information available in print and online for all aspects of woodworking.

One source was the "**Tools & Accessories 2005**" guide from the folks at Workbench Magazine. You can also find the same great info on their site:

<http://www.workbenchmagazine.com>

This "**Round Back for Smooth Cuts**" tip is just a sample of what they have to offer. Get better cuts and help the blades last longer -- *Now that's a tip worth sharing!*

BAND SAW TIPS



Round Back for Smooth Cuts

One way to get a smoother curved cut on a band saw is to round the back edge of the blade with a "tuning" stone (available at www.Rockler.com or 800-279-4441). With a rounded back, there aren't any sharp corners to get hung up on. Plus, it decreases wear on the blade.

Start by grinding an angle on both back corners while the saw is running. Then, carefully round the back.

Membership Update Our 2005 Membership Renewal



is in full swing! Fill out a membership renewal form mailed with your newsletter or print one at FVWWC's website and submit with \$25 at the next meeting or send via the mail to:

FVWWC
PO Box 1041
Batavia, IL 60510
James Nellis, Membership

CLASSIFIEDS

FREE

- **Tempered Glass: Approx. 33"x74"** - Saved from a sliding glass door -- Could be used to create a greenhouse or such.
- **Old Lathe:** Missing parts.
- **Old Scroll Saw**
- **Old Table Saw**

Interested call Ron at (630) 859-1840

YOUR AD HERE

- **Free to Members:** Contact (630) 897-4877, woodworkers@fvwwc.org or Fax your ad to (630) 844-3385 at least three weeks prior to the meeting date to be included.

Show & Tell

Matt Gauntt, MC

In November, our last Show & Tell for 2004, we had another great display of members work.

- **Mark & Julie Lambert:** Maple Corner Kitchen Cabinet Door w/ Stained Glass insert with a Tung Oil finish. Lovely!
- **Howard Van Valzah:** Party Favor in Ash with a medium gloss Lacquer finish.
- **Paul Dehnert:** Painted Doll Bed of Birch plywood.
- **Jim Robertson:** Bowl turned from English Walnut with a Tung Oil finish.



- **Tony Leto:** Christmas Bulb turned from Coffee Tree with a Turners finish.

- **Jim Gill:** Sanding Fixture for Drill Press made of unfinished plywood & hardboard.

- **Jon Wolfe:** Magazine Cabinet of Mahogany and Cherry, with curly Maple raised panel doors finished in Danish Oil and Paste Wax.



Winners in the drawing were:

1. **Jim Robertson: Ace Super Lube**
2. **Jon Wolfe: Sheffield 4 in 1 Tool & Pocketknife**
3. **Jim Gill: Mimi-Clamp Set**

See you in January!

FVWWC CHRISTMAS DRAWING

In December we do things a little differently. Instead of selling tickets we draw from the accumulated tickets sold during the year. As the club's way of saying "Thanks for your support!", we draw for some special items. Be there for the fun!

Remember, the monthly drawings are one of the few ways we raise funds to help enable FVWWC continue to bring us the presentations, workshops and other perks we have grown accustomed to over the years. It is due in great part to the money raised from these drawings and the occasional Silent Auction that allow us to provide our members with these services.

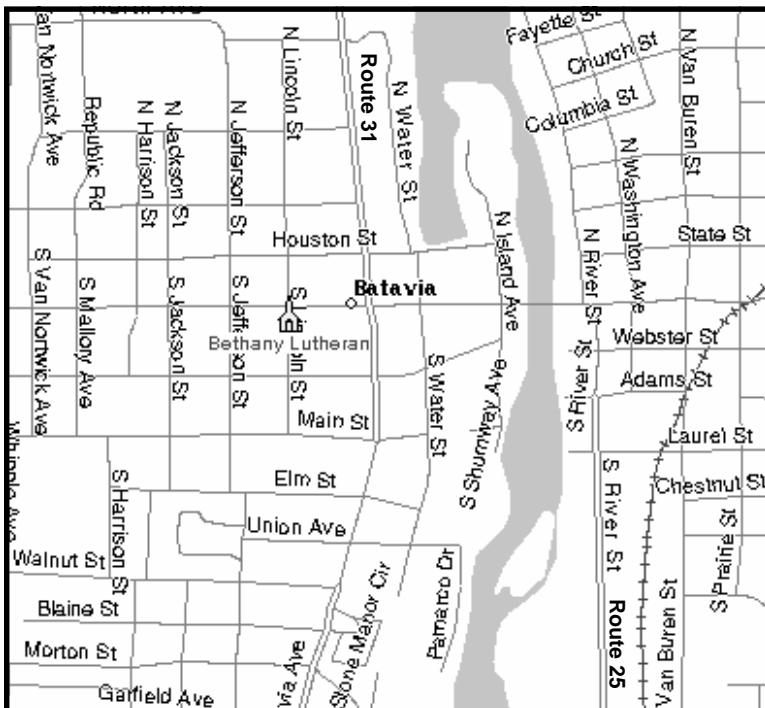
Drawing winners in November 2004 were:

1. **John Warwick: Ridgid EB4424 Oscillating Edge Belt/Spindle Sander**
2. **"Member in good standing"?: \$25 AmEx Gift Cheque**



Thanks again for your continued support of our club! See you at the meeting....

**...Charlie Christensen,
Raffle Chairman**



FVWWC Meets at:
 Bethany Lutheran Church
 Of Batavia, IL - 8 S Lincoln St.
1st Tuesday of Month
7:30 P.M.
Visitors Welcome!



Keep up with all the Club news and
 lots of interesting information:
<http://www.fvwwc.org>

- ### FVWWC Officers
- President..... **Ron Gilkerson**
 RonGilker@hotmail.com
 (630) 879-8756
 - Vice President **Dick Secrest**
 rsecrest@atcyber.net
 (815) 522-2478
 - Treasurer..... **John Roloff**
 Jnroloff@aol.com
 (630) 879-7668
 - Secretary..... **Darrel Anderson**
 - Program Committee..... **Tom Sharp**
 thomas.sharp@sbcglobal.net
 (630) 879-7578
 - Membership..... **Mike Brady**
 - Membership..... **James Nellis**
 - Show Chairman..... **Larry McHone**
 valarry@earthlink.net
 (815) 824-8038
 - Toy Drive Coordinator.... **Gail Madden**
 - Editor/Webmaster..... **Linda Christensen**
 woodworkers@fvwwc.org
 (630)897-4877
 - Librarian..... **Cheryl Miller**
 - Raffles/Photographer..... **Charlie Christensen**
 - Member-at-Large..... **Mike Madden**
 - Show & Tell MC..... **Matt Gauntt**
 - Audio/Visual Asst..... **Will Sharp**
 - Host..... **Bill Bailey**
 - Greeter..... **Jim Hildreth**

- ### FVWWC Events Calendar
- Dec 7th Tue... 7:30 p.m... General Meeting: Christmas Party and Annual Toy Drive
 - Jan 4th Tue... 7:30 p.m... General Meeting: Scroll Saw Techniques by Dan Burns
 - Jan 19th... Wed... 9:00 a.m... Breakfast Club: The Red Apple Restaurant at 414 S Schmale Rd - Carol Stream, IL
 - Feb 1st Tue... 7:30 p.m... General Meeting: Ken Runyan discusses the How's & Why's of Table Saw Blades.
 - Mar 1st..... Tue... 7:30 p.m... General Meeting: Rich Rossio demos Lathe Turning basics.
 - Mar 5th.... Sat..... TBA..... Lathe Turning Workshop with Rich Rossio -- *Keep watching for details!*

Library News

Stop by and browse...We have loads of books, DVDs, videos, magazines and more to inspire that next project!



Cheryl Miller, Librarian