

# Newsletter

Volume 23 - Issue 4

April 2007

## Meeting Review: March 2007

President Tom Sharp welcomed all and made some announcements of upcoming events and ongoing club projects prior to the night's presentation.

**Wade Ellis**, owner of a local sawmill, talked on "**How To Set-up a Workshop**" including how to build one from the ground up! Needless to say, we got a lot more than we expected from this presenter!!!

Thanks Wade, for an interesting evening.

The club's proposed Birdhouse project was brought up to speed by **Dick Secrest** and those members wishing to participate were again invited to do so. If interested please contact us and ask us to add you to the list of potential volunteers. We will need help with both the production of house and selling at the **Sandwich Fair** in September.

The birdhouses will be replicas of the **Home Arts Building**, a long time favorite spot for all kinds of events and recognized by many as the icon for the fair itself.



### Home Arts Building - Sandwich, IL

For Details or to volunteer, contact:

**Dick Secrest:** (815) 522-2522

rsecrest@atcyber.net

### Wade Ellis - West Chicago, IL - 03/07/07



### Special Guest in April...

...Contributing Master Craftsman and educator for **WOOD Magazine since 1997**, **Jim Heavey**, presents "**Finishing**".

Many of you know him from the Odeum where he regularly holds classes on a variety of subjects. Jim has also taught in Indiana at the **Marc Adams School of Woodworking**.

This is going to be an extra special guest appearance you won't want to miss and be sure to let your woodworking friends know that they are welcome to attend too.

Sure to be one of our most interesting and informative presentations, in a long line of extraordinarily consistent successful demos.

Check out Jim and his work online at:

[www.thewoodworkingshows.com/projectshop](http://www.thewoodworkingshows.com/projectshop)

Or check the educational articles archived at:

[www.woodmagazine.com](http://www.woodmagazine.com)

## FVWWC Events Calendar

- Mar 30/31 Sat/Sun .. See Ad .... OPEN HOUSE on Rt. 47 in Morris, IL at **Prairie Millworks** (formally The Woodworkers Shop).
- Apr 3rd ..... Tue.... 7:30 p.m.... FVWWC General Meeting: Jim Heavey presents "Finishing"
- Apr 7th..... Sat .... 9:00 a.m.... OPEN HOUSE CLOSING SALE - By Invitation ONLY!!! - Wood Club members and friends are welcome to come to one day only private sale of Tools, Wood Cut-Offs, Trim & More at Fairbank's in Batavia, 950 Paramount Pky. On the east side of town.
- Apr 21st..... Sat .... 9:00 a.m.... Shop Tour: Jim Cummings home workshop in Winfield, IL. - Contact Ron Gilkerson for Details.
- Apr 18th.... Wed ... 8:00 a.m.... FVWWC's Breakfast Club: At a new, earlier time of 8:00 a.m. - The Red Apple Restaurant at 414 S Schmale Rd - Carol Stream, IL -- *Everyone is invited to stop by!*

## Home Arts Bdg. Birdhouse Project

For Details or to volunteer, contact committee chairman **Dick Secrest** today at:  
**(815) 522-2522** or  
**rsecrest@atcyber.net**

## FVWWC Officers & Staff

**woodworkers@fvwwc.org**

- President ..... Tom Sharp  
 thomas.sharp@sbcglobal.net
- Past President..... Ron Gilkerson  
 (630) 879-8756  
 rongilker@hotmail.com
- Vice President ..... Matt Gauntt
- Treasurer ..... Doug Pfaff
- Secretary ..... Darrel Anderson
- Program Committee ..... Robin Blair  
 blairr@saic.com  
 Mike Brady  
 Matt Gauntt
- Membership..... Ken McFee  
 themcfees@hotmail.com
- Editor/Webmaster ..... Linda Christensen  
 woodworkers@fvwwc.org
- Library Committee ..... Rick Moss  
 Dave Dockstader  
 Tom Zillman
- Raffles/Photographer ..... Charlie Christensen
- Club Logo Items..... Gail Madden
- Show & Tell MC..... Matt Gauntt
- Show Chairman..... Mike Madden
- Toy Drive Coordinator ..... Gail Madden
- Member-at-Large..... James Nellis
- Audio/Visual Tech..... Robin Blair
- Host..... Jim Anderson
- Greeter ..... Jim Hildreth

## FVWWC MONTHLY DRAWING


**Let's make it happen!** We are within reach of our goal on the **Special Raffle** of the **30 Piece Bessey Assorted "Tradesman" Bar Clamp Set & Stand**. **Remember: You have to play to win so get there early and get in line!!**

We will again have our regular variety of items to choose from like a **Porter-Cable 1.5 HP, 6 Gallon UMC Pancake Air Compressor with Accessory Kit**, a **\$50 Am/Ex Gift Cheque**, **Set of Six Blue** Proceeds from all raffles and silent auctions go towards future drawing items and the FVWWC general operating fund so, when you play, everybody comes out a winner!...

**...See you at the meeting!**



**Charlie Christensen - FVWWC Raffle Chairman**



## SHOP TOUR:

Saturday - April 21st, 2007  
9:00 a.m.

**Jim Cummings**  
1S200 Cantigny Drive  
Winfield, IL  
(630) 842-5065


Lunch at local eatery immediately after!

Info: Ron Gilkerson @ (630) 879-8756 or  
woodworkers@fvwwc.org

Maps available at April meeting or by  
contacting our webmaster.

## Diagram of a Log

The type and angle of cut determines what type of lumber is produced but, to woodworkers, whether Flat, Rift or Quartersawn, it's all good!



## Library News



**Reminder:** Members interested in checking out the club's **JET** mini-lathe or the **Drill Doctor** drill bit sharpener should contact Tom Zillman, Asst. Librarian, to make arrangements. The tools are available to all members but you must let us know in advance of a meeting so that we can have it there for you or arrange to pick-up/return between meeting dates.



### Library Committee:

**Dave Dockstader**

**Rich Moss**

**Tom Zillman - (630) 879-9203**

# Lumber Dimension Chart

Nominal Size	Actual Size
1 X 1	3/4" X 3/4"
1 X 2	3/4" X 1 1/2"
1 X 3	3/4" X 2 1/2"
1 X 4	3/4" X 3 1/2"
1 X 6	3/4" X 5 1/2"
1 X 8	3/4" X 7 1/4"
1 X 10	3/4" X 9 1/4"
1 X 12	3/4" X 11 1/4"
2 X 2	1 1/2" X 1 1/2"
2 X 3	1 1/2" X 2 1/2"
2 X 4	1 1/2" X 3 1/2"
2 X 6	1 1/2" X 5 1/2"
2 X 8	1 1/2" X 7 1/4"
2 X 10	1 1/2" X 9 1/4"
2 X 12	1 1/2" X 11 1/4"

## Board foot Calculator

Width in Inches	Length in feet of 1" thick board					
	6'	8'	10'	12'	14'	16'
	<b>Board Feet</b>					
2"	1.0	1.33	1.67	2.0	2.33	2.67
3"	1.5	2.0	2.5	3.0	3.5	4.0
4"	2.0	2.67	3.33	4.0	4.67	5.33
6"	3.0	4.0	5.0	6.0	7.0	8.0
8"	4.0	5.33	6.67	8.0	9.33	10.67
10"	5.0	6.67	8.33	10.0	11.67	13.33
12"	6.0	8.0	10.0	12.0	14.0	16.0

For thicker material multiply by thickness rounded to next full inch.

## Terminology

### S4S

Finished on all four sides, usually sold at building supply stores. Actual size will be smaller than listed nominal size do to loss of material when run through planer.

### 4/4, 4/8. etc.

Actual dimensions of material given in quarters of an inch, usually rough lumber sold directly by mill.

## Board Foot

A volume measurement of lumber, 1 board foot is equal to 144 cubic inches, to calculate multiply width in inches X length in inches x thickness in inches.

Measurements are rounded to next full inch. Prices are usually given per thousand board feet.

## Lineal Foot

Material is priced per running foot, according to width and thickness.

**"If it doesn't feel good, don't do it"**

# OPEN HOUSE "CLOSING SALE"

- **By Invitation ONLY!!!** - Wood Club members, from FVWWC & Hickory Hills, and friends are welcome to come to one day only private sale of

**Tools, Wood Cut-Offs, Trim & More**

## Fairbank's Cabinet Shop

950 Paramount Parkway - Batavia, IL

*(On the east side of town - See Map for Details)*

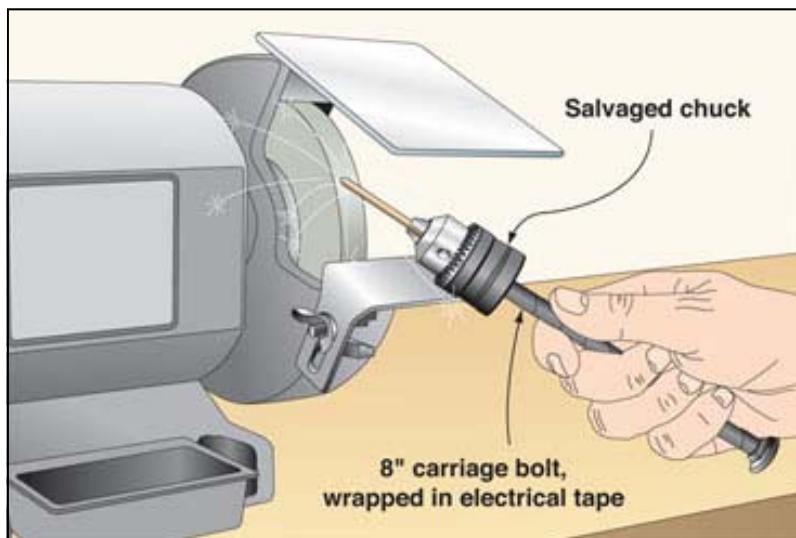
**Saturday, April 7th, 2007 - 9:00 a.m.**

This strictly a "what's left has to go" sale & many items "free for the hauling" the rest is up for negotiation. **Come Early & Bring A Friend!** Items include:

- Various Plywood Cut-Offs
- Trim of varying types & quantity
- Bead Board & Laminate, Etc.
- Wood, Particle Board, Etc.
- Panel Saw & Few Other Tools
- Hand Tools
- Storage Cabinets
- Misc. Lighting Fixtures
- Plumbing & Electrical Items
- Screws/Nuts/Bolts/Etc.
- Collection of the usual sawdust covered Workshop "Stuff"

☞ *Reprinted from March 12, 2007 issue of the email newsletter from [www.woodmagazine.com](http://www.woodmagazine.com)*

### Shop Tip: Salvaged chuck safely stabilizes small objects



Holding small parts to a grinding wheel makes me nervous because the force of the wheel can yank the part right out of my hands. And those pieces get hot! Pliers help but can muck up the threads on bolts and threaded rod. A 1/2" chuck from a dead drill offers the perfect part-holding solution.

I threaded the old chuck onto an 8" carriage bolt, then wrapped the bolt with electrical tape to make it more comfortable to hold. To prevent damage to threaded parts to be ground, I wrap the bottom section of threads with electrical tape, and then tighten the part in the chuck.

The chuck holder works well for sharpening standard drill bits or sharpening pointed items. You also can use it to chamfer brass pins.

-Willy Young, Smithville, Tenn.

## **PRESS RELEASE**

***For immediate release***

### **IWCA to Launch New Web site**

*IWCA Web site to become carver's link to wildfowl and fish carving*

March 21, 2007— The International Wildfowl Carvers Association (IWCA) will launch a new and enhanced Web site on April 1. The site will offer a variety of services to carvers of all genres, but will specialize on topics of interest to carvers of hunting decoys and decorative wildfowl and fish.

Founded in 1988, IWCA is a nonprofit affiliation of 14 member clubs, and 1000 individual carvers, across the United States and Canada. Members of IWCA cooperate with uniform judging rules and procedures at member shows in order to provide fair and equitable competition standards. IWCA clubs work to preserve the art of decoy carving and creative decorative sculpture.

The new Web site at ***IWFCA.com*** offers:

- instructive articles for carvers of all levels
- profiles and in-depth insight into major waterfowl shows and carving contests
- photo galleries containing hundreds of photographs of winning entries in all divisions of major shows
- complete results of IWCA competitions
- an event calendar with up-to-date information on upcoming waterfowl competitions and shows...


...plus the latest news on new products, carving events, tips, techniques, and helpful information on tools, paint, and equipment for all carvers.

The new Web site is the one-stop portal to the art of wildfowl and fish carving. If you hunt waterfowl, carve or collect dekes or decoratives, visit ***IWCA.com*** on April 1. You'll want to bookmark this site as a favorite and return to it often.

End

High res photos and more information available from [iwca@verizon.net](mailto:iwca@verizon.net).

## **Remember Your Local Resource Store**




When you've got a project in mind or just anytime you're near one of the fine establishments listed in our FVWWC Resource List, stop by and see what they have to offer. Many area woodworking suppliers, tool and lumber dealers make being a FVWWC member even more rewarding by allowing us discounts and other special offers good only with a valid FVWWC ID!

# Show & Tell

March 2007  
Matt Gauntt, MC

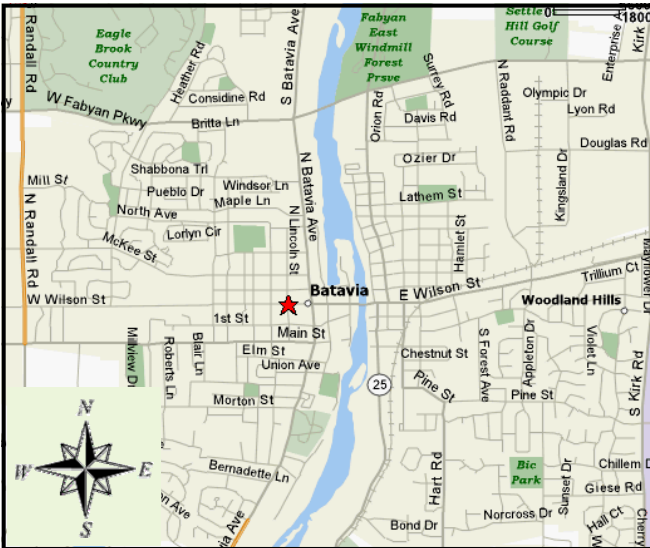
The turn out for March was great and the projects fascinating as always. We had no forms for folks to fill out who did what for S&T so here are the photos from March, with a great big Thank-you to all who participated. (No forms also made for photo confusion so a couple of items are missing and the Corian Pens are tucked next to the segmented vase below.)





**Fox Valley Woodworkers Club, Inc.**  
**PO Box 1041**  
**Batavia, IL 60510-1041**

**FIRST CLASS MAIL**



**Fox Valley Woodworkers Club**  
General Meetings held at:  
**Bethany Lutheran Church**  
8 S Lincoln St. - Batavia, IL  
**1st Tuesday of each Month at 7:30 p.m.**  
Doors Open at 6:30 p.m.  
*Visitors Always Welcome!*

**FVWWC**  
**General Meeting**  
**Tuesday, April 3rd, 2007**  
**Jim Heavey,**  
presents  
**"Finishing"**

